

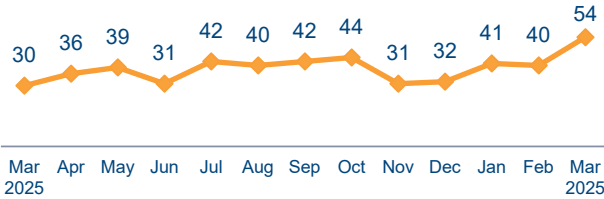


AB109 Monthly Stats March 2025

Postrelease Community Supervision (PCS)

Releases from Prison
from 10/1/11 - 3/31/25 = 12,620

2025 YTD = 135
2025 Monthly Avg = 45



PCS Active Supervision

(Excludes Warrants)

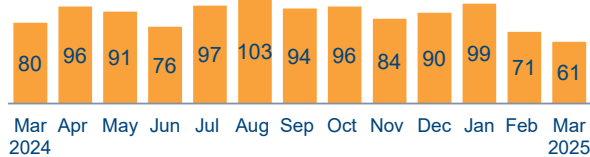
933

Warrants

219 ICE 524 PCS 743 Total

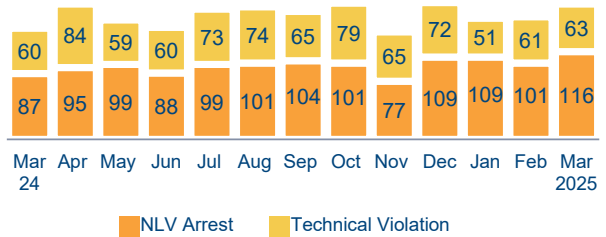
Warrants

2025 YTD = 231
2025 Monthly Avg = 77



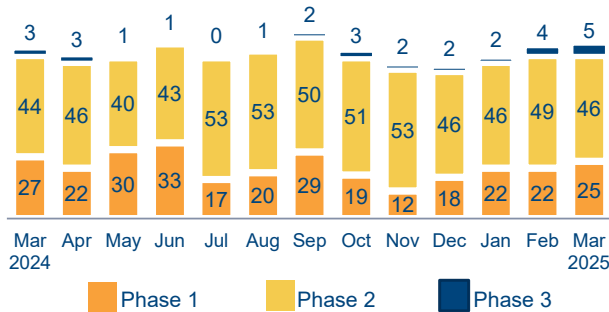
Revocations

2025 YTD = 501
2025 Monthly Avg = 167



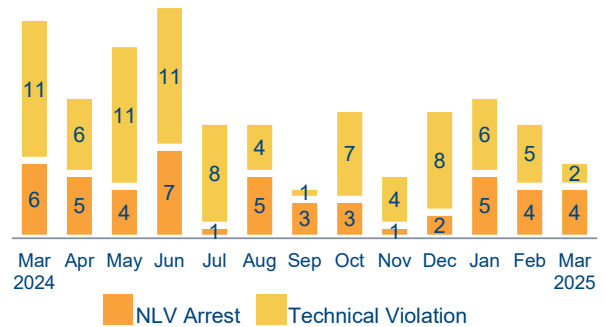
Day Reporting Center Participants

2025 Monthly Avg = 73
Monthly Avg: (AB109 = 23, GenSup = 40, TAY = 3, Pre = 0, MRT = 7)



Flash Incarcerations

2025 Monthly Avg = 9
2024 Monthly Avg = 11

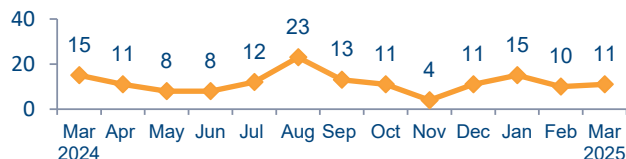


Mandatory Supervision (MS)

Individuals with MS Convictions

from 10/1/11 - 3/31/25 = 4,948

2025 YTD = 36
2025 Monthly Avg = 12



MS Active Supervision

(Excludes Warrants)

224

Warrants

444

March MS
Violations

27

March MS Flash
Incarcerations

0