

10-YEAR PROGRAM OUTCOMES

ORANGE COUNTY & WEST ORANGE COUNTY

DAY REPORTING CENTERS

AGENCY

Orange County Probation

POPULATION

Post-release Community Supervision, Mandatory Supervision, Formal Probation Supervision, Pretrial Release, and Transitional Aged Youth

PROGRAM SUMMARY

The Orange County Day Reporting Center (DRC) opened in 2012 in partnership with Orange County Probation. In 2017, the West Orange County DRC opened in Westminster to expand services for the County. Through these DRCs, GEO Reentry Services provides comprehensive programs tailored to meet individual participant's risk and needs. At the foundation of our treatment is evidence-based practices designed to address the criminogenic needs as identified through the assessment process. The program model includes Cognitive Behavioral Treatment (CBT), alcohol and drug testing, substance use counseling, Moral Reconnection Therapy® (MRT), parenting and family reintegration, employment readiness, education services, anger management, life skills, and individual case management. A nine-week Restorative Justice Workshop is also offered to bring awareness to participants about the effects of their behavior on others and to give them the skills needed to rebuild relationships.

The following reflects program data and intermediate outcomes for the Orange County DRCs. The reporting period for Orange County is February 1, 2014-June 30, 2024 and September 1, 2017-June 30, 2024 for West Orange County. Note, OC Probation started to refer Pretrial Release and Transitional Aged Youth in February 2024.

PARTICIPANTS SERVED

Total number of unique participants served during the reporting period

ORANGE COUNTY	1,933
WEST ORANGE COUNTY	766

PARTICIPANTS SERVED

Average number of participants in the program per day

ORANGE COUNTY	75
WEST ORANGE COUNTY	31

SERVICE ATTENDANCE RATES

Below is the breakdown of service attendance rates for the DRC populations based on those scheduled for the service.



ORANGE COUNTY	77%
WEST ORANGE COUNTY	73%



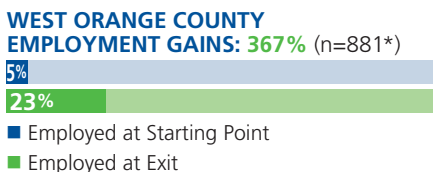
ORANGE COUNTY	64%
WEST ORANGE COUNTY	58%



ORANGE COUNTY	78%
WEST ORANGE COUNTY	73%

EMPLOYMENT

A goal of the DRCs is to assist participants with securing employment and/or enrolling in school. During the reporting period, the number of participants employed tripled at the Orange County DRC and more than quadrupled at the West Orange County DRC, based on total individuals discharged.



COMMUNITY RESOURCE REFERRALS

During the reporting period, the DRCs provided a total of 6,422 valuable resource referrals to assist with participant stabilization in the community. Referrals included:

2,214	Transportation	603	Food	483	Employment/Education
1,275	Other	562	Housing	113	Legal Services
647	Medical/Mental Health/ Substance Use	487	Clothing	38	Family Services

DISCHARGE & LENGTH OF PARTICIPATION RESULTS

Below are the discharge results for the reporting period. The average number of participation days was 191 days for individuals with a positive completion discharge at Orange County. The average number of participant days was 185 days for individuals with a positive completion discharge and 93 days for non-completion discharge at West Orange County.

In addition, discharge results for 2015 (Orange County), 2018 (West Orange County), and 2023 for both sites are included to demonstrate the positive trend in program discharges. This can be attributed to incorporating research-based programming proven to work with the population and reviewing adherence to program fidelity.

ORANGE COUNTY

TOTAL DISCHARGES: 2,156*



2015 DISCHARGES: 261



2023 DISCHARGES: 140



WEST ORANGE COUNTY

TOTAL DISCHARGES: 881*



2018 DISCHARGES: 193



2023 DISCHARGES: 98



- Positive Completion: includes successful completion, agency-ordered terminations, external transfers, and other discharges
- Non-completion: includes absconds, jail terminations, and unsuccessful discharges

* The number of participants reflected in employment and discharge data is higher than the total number of participants served as metrics account for individuals enrolled in the program more than once.

DRUG & ALCOHOL TEST RESULTS

DRC participants are required to test for alcohol and illicit substances. Below is the breakdown of negative and positive test results during the reporting period.

ORANGE COUNTY

TOTAL DRUG SCREENS: 24,115

74% 26%

TOTAL BREATH ALCOHOL CONTENT (BrAC)

TESTS: 83,421

99.8% 0.2%

WEST ORANGE COUNTY

TOTAL DRUG SCREENS: 7,476

65% 35%

TOTAL BREATH ALCOHOL CONTENT (BrAC)

TESTS: 29,893

99.8% 0.2%

■ None Detected ■ Substance(s) Detected

SUBSTANCES DETECTED

Of the **ORANGE COUNTY DRC** participants who tested positive, a total of 5,810 substances were detected. The top three substances detected included:

- Methamphetamine
- Marijuana/THC
- Amphetamine

Of the **WEST ORANGE COUNTY DRC** participants who tested positive, a total of 2,234 substances were detected. The top three substances detected included:

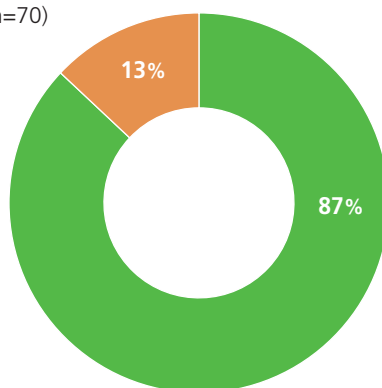
- Methamphetamine
- Amphetamine
- Opiate

NEW CRIME CONVICTIONS ANALYSIS

A 2023 analysis provided by Orange County Probation's Research Unit indicates a positive correlation between program completion and reduced re-conviction rates. The charts below show the positive trend in reduced re-conviction rates between 2014 and 2021 for the individuals who completed the program.

2014 RE-CONVICTION RATES ONE YEAR FROM DRC DISCHARGE

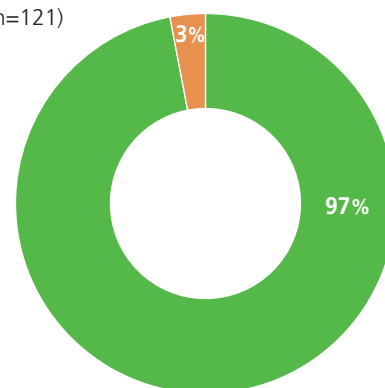
(n=70)



■ No New Conviction ■ New Conviction

2021 RE-CONVICTION RATES ONE YEAR FROM DRC DISCHARGE

(n=121)

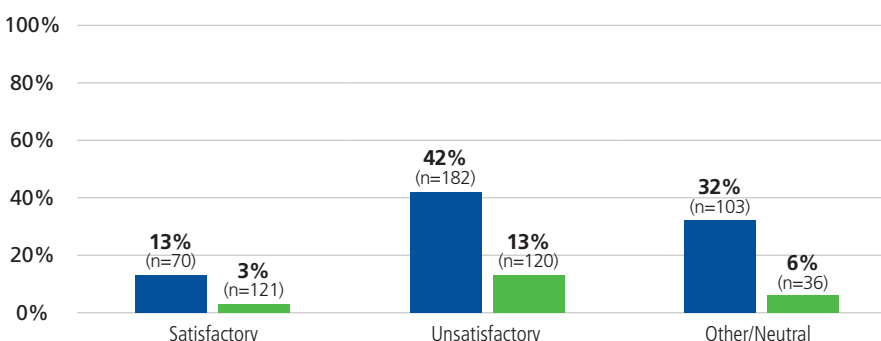


■ No New Conviction ■ New Conviction

The data further demonstrates the positive impact that program completion had on re-conviction rates when looking at the rates by discharge type. The chart below shows a 13% re-conviction rate for DRC participants who completed the program in 2014, compared to a significantly reduced rate of 3% in 2021; a 42% re-conviction rate for individuals who participated in the program in 2014 but did not complete it, compared to 13% in 2021; and a 32% re-conviction rate for participants with a neutral discharge in 2014, compared to 6% in 2021.

RE-CONVICTION RATES BY DISCHARGE TYPE - ONE YEAR FROM DRC DISCHARGE

■ 2014 ■ 2021



ORANGE COUNTY DRC PROGRAMS REDUCE CRIMINAL THINKING

Criminal thinking domains, such as antisocial cognitions and antisocial attitudes, are frequent targets for change in correctional treatment, and are described in current theories of criminal behavior.¹ The research on "What Works" to reduce recidivism indicates that antisocial cognition and antisocial attitudes (criminal thinking) are among the top three risk factors as drivers of recidivism. The Texas Christian University Criminal Thinking Scales (CTS), a reliable and validated instrument, measures the effect of GEO Reentry's programming on antisocial cognition and attitudes. The results of this report indicate that GEO Reentry's programming reduced criminal thinking patterns as measured by the CTS, and therefore lowers the potential for future recidivism.

SUMMARY OF RESULTS: ORANGE COUNTY DRC

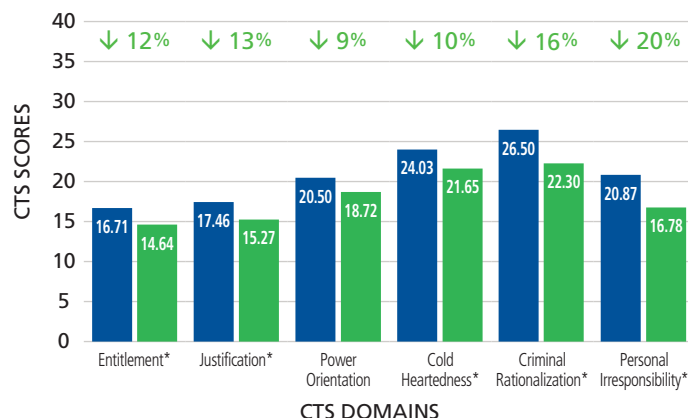
Research evaluators analyzed the pre-and post-programming CTS scores for 140 individuals, regardless of risk, and a subset of 73 individuals with moderate- to high-risk scores in at least one domain at starting point, who participated in the programming at the Orange County DRC between March 1, 2018 and May 30, 2024. The average number of days between pre- and post-programming assessment was 333 days for both the all-risk cohort and the moderate- to high-risk cohort.

- **FIGURE 1** illustrates the results of 140 individuals regardless of risk level. These participants averaged a 13% reduction (2.8 points) across all six domains. Five of the six domains showed a clinically significant reduction (two points or greater) in participant criminal thinking patterns.
- **FIGURE 2** illustrates the results of 73 individuals with moderate- to high-risk scores in at least one domain at starting point. Participant risk level is determined by the recommended score ranges outlined by research (see table below). These participants averaged a 21% reduction (5.5 points) across all six domains. All six domains showed a clinically significant reduction (two points or greater) in participant criminal thinking patterns.

FIGURE 1: ORANGE COUNTY DRC CTS COMPARISON

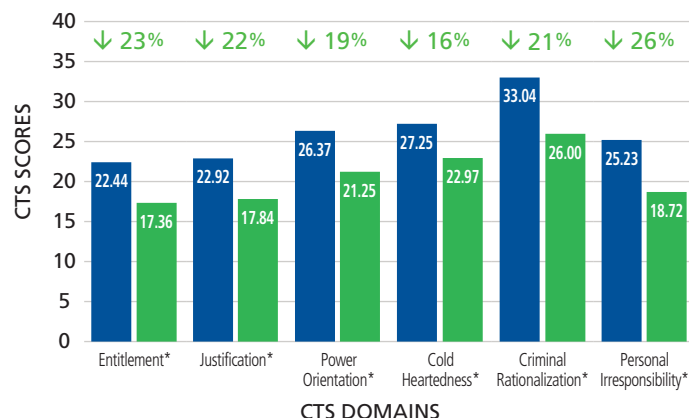
All Risk Participants (n=140)

■ Pre-programming ■ Post-programming

**FIGURE 2: ORANGE COUNTY DRC CTS COMPARISON**

Moderate- and High-risk Participants (n=73)

■ Pre-programming ■ Post-programming

**SUMMARY OF RESULTS: WEST ORANGE COUNTY DRC**

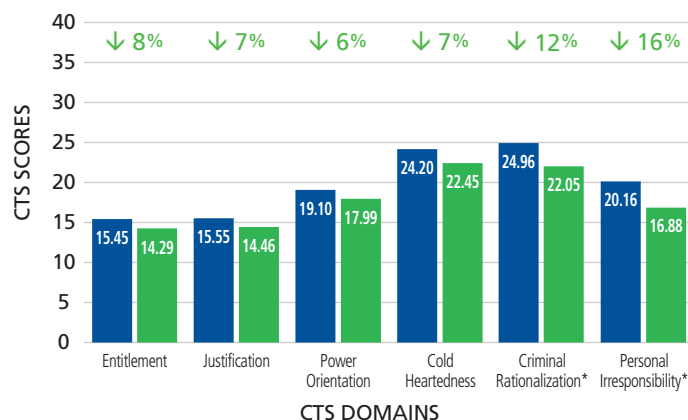
Research evaluators analyzed the pre-and post-programming CTS scores for 40 individuals, regardless of risk, and a subset of 17 individuals with moderate- to high-risk scores in at least one domain at starting point, who participated in the programming at the West Orange County DRC between November 1, 2017 and April 30, 2024. The average number of days between pre- and post-programming assessment was 340 days for both the all-risk cohort and the moderate- to high-risk cohort.

- **FIGURE 3** illustrates the results of 40 individuals regardless of risk level. These participants averaged a 9% reduction (1.8 points) across all six domains. Two of the six domains showed a clinically significant reduction (two points or greater) in participant criminal thinking patterns.
- **FIGURE 4** illustrates the results of 17 individuals with moderate- to high-risk scores in at least one domain at starting point. Participant risk level is determined by the recommended score ranges outlined by research (see table below). These participants averaged a 17% reduction (4.4 points) across all six domains. All six domains showed a clinically significant reduction (two points or greater) in participant criminal thinking patterns.

FIGURE 3: WEST ORANGE COUNTY DRC CTS COMPARISON

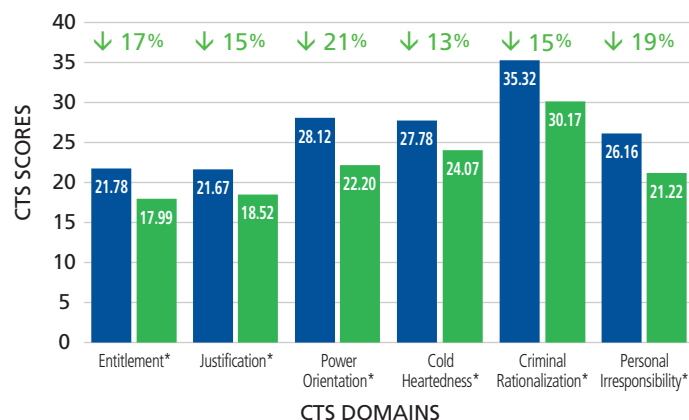
All Risk Participants (n=40)

■ Pre-programming ■ Post-programming

**FIGURE 4: WEST ORANGE COUNTY DRC CTS COMPARISON**

Moderate- and High-risk Participants (n=17)

■ Pre-programming ■ Post-programming



CTS DOMAINS	DESCRIPTION	RECOMMENDED RISK SCORE RANGES ²		
		LOW	MEDIUM	HIGH
ENTITLEMENT	<ul style="list-style-type: none"> Focuses on a sense of ownership and privilege High scores are associated with the individual's belief that the world "owes them" and they deserve special consideration 	10-17	18-20	21-40
JUSTIFICATION	<ul style="list-style-type: none"> Refers to patterns of thought that minimize the seriousness of antisocial acts and by justifying actions based on external circumstances High scores may be associated with perceived social injustice 	10-18	19-22	23-40
POWER ORIENTATION	<ul style="list-style-type: none"> Measures the need of power and control High scores are associated with higher levels of aggression and controlling behaviors 	10-22	23-37	28-40
COLD HEARTEDNESS	<ul style="list-style-type: none"> High scores reflect a lack of emotional involvement 	10-20	21-23	24-40
CRIMINAL RATIONALIZATION	<ul style="list-style-type: none"> High scores are associated with negative attitude towards the law and authority figures 	10-28	29-35	36-40
PERSONAL IRRESPONSIBILITY	<ul style="list-style-type: none"> Assesses the degree to which an individual is willing to accept ownership for criminal actions High scores are associated with non-acceptance of criminal actions and often blaming others 	10-18	19-24	25-40

*A clinically significant reduction in scores is defined as a two point or greater decrease from the pre- to post-programming score.

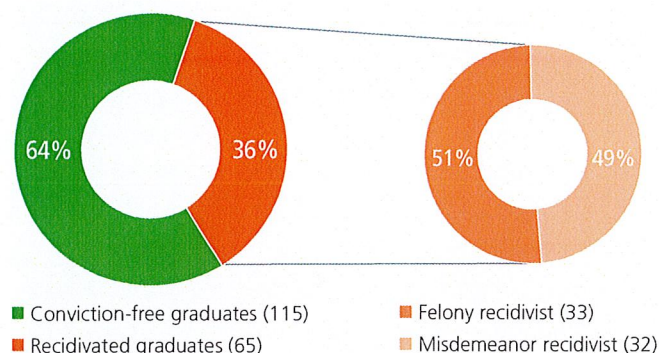
¹Knight, K., Garner, B.R., Simpson D.W. Morey, J.T., & Flynn, P.M. (2006). "An assessment for criminal thinking" *Crime & Delinquency*, Vol. 52, No. 1, 159-177.

²Knight, K., Ekelund, B., Barbour, P. (2015). "Simplifying Assessment in Criminal Justice and Treatment Settings: Using TCU Tools to Ensure Effective Services".

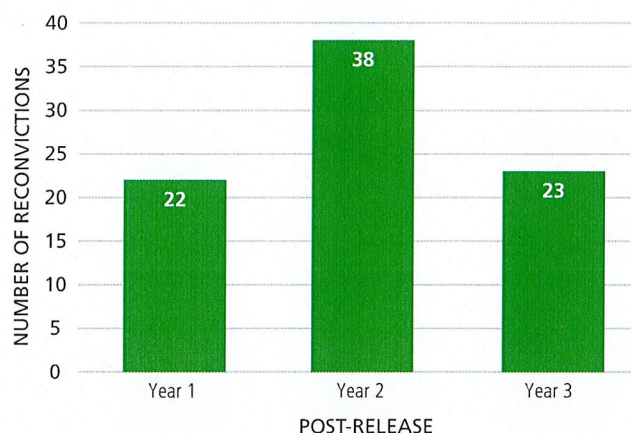
FOR MORE INFORMATION Sara Gaytan, Area Manager • 845.392.1710 • sgaytan@geogroup.com

RECIDIVISM ANALYSIS

A 2024 analysis provided by the Mendocino County Probation Office indicates a 36% recidivism rate for participants who graduated from the program between 2012 and 2023. (n=180)



GRADUATE RECONVICTIONS (n=83)



GRADUATE ARRESTS & CONVICTIONS

Graduate Arrests & Convictions

	2012-2022 Graduates (n=162)	2021 Graduates (3 Years) (n=6)	2022 Graduates (2 Years) (n=4)	2023 Graduates (1 Year) (n=8)	Total (n=180)
Conviction-free	99/61%	5/83%	4/100%	7/87%	115/64%
Recidivated	63/39%	1/17%	0/0%	1/13%	65/36%

Graduate Arrest By Conviction Type

	2012-2022 Graduates (n=63)	2021 Graduates (3 Years) (n=1)	2022 Graduates (2 Years) (n=1)	2023 Graduates (1 Year) (n=0)	Total (n=65)
Felony	33/52%	0/0%	0/0%	0/0%	33/51%
Misdemeanor	30/48%	1/100%	1/100%	0/0%	32/49%

Participant Arrests Pending Disposition

	2012-2022 Graduates	2021 Graduates (3 Years)	2022 Graduates (2 Years)	2023 Graduates (1 Year)	Total
Pending Disposition	3	0	0	1	4

MENDOCINO COUNTY RECIDIVISM DEFINITIONS

- **DRC Recidivism:** An arrest within three years following a DRC participant's completion, resulting in a misdemeanor or felony conviction (14601.1 convictions not included)
- **Recidivist:** Once a participant receives a conviction as defined by the Mendocino County DRC recidivism definition, they are counted once, regardless of how many reconvictions the participant received within those three years
- **Reconviction:** Total number of convictions as defined by the Mendocino County DRC Recidivism definition
- **Pending Disposition:** Case status when a participant is arrested within three years following their DRC completion, but a conviction has not yet been rendered