

# AGENDA - REVISED

## REGULAR MEETING ORANGE COUNTY JUVENILE JUSTICE COORDINATING COUNCIL



Thursday, February 27, 2025, 3:30 P.M.

PROBATION DEPARTMENT  
Multipurpose Rehabilitation Center, Classroom 2  
333 The City Drive South  
Orange, California

**\*\*Members of the public may attend and participate remotely by following the instructions below.\*\***

**DANIEL HERNANDEZ, Chair**  
Probation

**HETHER BENJAMIN**  
Juvenile Social Services Organization Rep.

**AMIR EL-FARRA**  
Local Law Enforcement

**KATRINA FOLEY**  
Orange County Board of Supervisors

**IAN KEMMER**  
Health Care Agency, Mental Health

**ANALEE KREDEL**  
Education Representative

**MEGHAN MEDLIN**  
At Large Community Representative

**KIRSTEN MONTELEONE**  
Sheriff-Coroner

**SARA NAKADA**  
Public Defender

**VERONICA RODRIGUEZ**  
Social Services Agency

**NORA SANCHEZ**  
Juvenile Court Representative

**TODD SPITZER**  
District Attorney

**VACANT**  
Community Based Drug & Alcohol Rep.

**VACANT**  
Business Representative

*The Orange County Juvenile Justice Coordinating Council welcomes you to this meeting. This agenda contains a brief general description of each item to be considered. The Council encourages your participation. If you wish to speak on an item contained in the agenda, please complete a speaker request form and return to the Clerk or press \*9 or the "Raise Hand" feature following the Chair's invitation from the public to speak. Once acknowledged and prompted by the Chair or Clerk, you may begin to speak. Except as otherwise provided by law, no action shall be taken on any item not appearing in the agenda. When addressing the Council, please state your name for the record prior to providing your comments.*

### **\*\* INSTRUCTIONS FOR PUBLIC ATTENDING THE MEETING REMOTELY \*\***

Members of the public may observe and participate in the meeting telephonically or via the internet as described below. To attend the meeting via teleconference please call:

- iPhone one-tap: US: +16699009128, 87332611220# Passcode 962385# or + 16694449171, 87332611220# Passcode 962385# or
- Telephone: Dial (for higher quality, dial a number based on your current location): US: +1 669 900 9128 or +1 346 248 7799 or +1 253 215 8782 or +1 301 715 8592 or +1 312 626 6799 or +1 646 558 8656  
Enter Webinar ID: 87332611220# Passcode 962385# (once you enter this code, you should be automatically connected to the call; you will remain on the line until meeting begins) or
- Internet: Use the following link:  
<https://us02web.zoom.us/j/87332611220?pwd=IKdGQ6CAFEJApCjgggMZEbajr5mPh.1>

## AGENDA - REVISED

**\*\*In compliance with the Americans with Disabilities Act, those requiring accommodation for this meeting should notify the Clerk of the Board's Office 72 hours prior to the meeting at (714) 834-2206\*\***

*All supporting documentation is available for public review online at:  
<https://ocprobation.ocgov.com/bureaus/communications/committees/orange-county-juvenile-justice-coordinating-council> and in the office of the Clerk of the Board of Supervisors located in the County Administration North building, 400 W. Civic Center Dr., 6<sup>th</sup> Floor, Santa Ana, California 92701 during regular business hours, 8:00 a.m. - 5:00 p.m., Monday through Friday.*

### ADMINISTRATIVE MATTERS: (Items 1 - 6)

*At this time, members of the public may ask the Council to be heard on the following items as those items are called.*

1. Welcome and Introductions
2. Discussion and approval of Juvenile Justice Crime Prevention Act (JJCPA) funding recommendations for FY 25/26, as reflected in proposed budget allocations
3. Receive and file Orange County Juvenile Justice Coordinating Council (OCJJCC) Report, Quarter 2
4. Discussion and approval of recommendations to Board of Supervisors of nominations to fill various positions on the OCJJCC:
  - a. Amir El-Farra – Local Law Enforcement
  - b. Fred LaPuzza – At Large Community Representative
  - c. Melissa Del Rio – Juvenile Court Representative
  - d. Nati Alvarado – Juvenile Social Services Organization Representative
5. Discussion to reconvene SB823 Subcommittee – Scheduling
6. Discussion and approval of 2025 meeting schedule including special meeting(s) to receive program outcome presentations:
  - a. April 24 ~~25~~, 2025
  - b. July 24, 2025
  - c. October 23, 2025
  - d. November 13, 2025 (Special Meeting)

### PUBLIC & COUNCIL COMMENTS:

*At this time members of the public may address OCJJCC on any matter not on the agenda but within the jurisdiction of the Council. The Council or Chair may limit the length of time each individual may have to address the Council.*

### PUBLIC COMMENTS:

### COUNCIL COMMENTS:

### ADJOURNMENT

### NEXT MEETING:

April 24, 2025                      Regular Meeting, 3:30 P.M.

**Juvenile Justice Crime Prevention Act (JJCPA)**  
**FY 2025-26 Proposed Budget Allocation by Program**

	FY 2023-24	FY 2024-25	FY 2025-26	FY 2025-26
	Actuals	Approved Adopted Budget 2/29/24	Dept Request	Proposed Budget
Estimated Carryover Funds from Prior Year	3,207,441	4,017,044	871,554	871,554
Anticipated Revenue Allocation from the State for FY 2024-25	16,074,972	16,547,789	17,256,829	17,256,829
<b>Total Funds Available</b>	<b>19,282,413</b>	<b>20,564,833</b>	<b>18,128,383</b>	<b>18,128,383</b>
<b>Programs Approved for Funding:</b>				
Substance Use Programming	6,073,400	7,090,087	5,159,315	5,159,315
Juvenile Recovery Court	402,418	1,041,241	967,647	967,647
Decentralized Intake/Sheriff's Prevention	443,074	431,150	448,396	448,396
Truancy Response <b>NOTE 2</b>	765,456	871,882	880,793	880,793
School Mobile Assessment & Response Team - North & South	3,057,050	3,509,599	3,661,848	3,661,848
Youth Reporting Centers	4,033,657	5,102,296	5,597,657	5,597,657
Active Recidivism Reduction Initiative via Engagement (ARRIVE)	448,534	429,787	433,953	433,953
Administrative Costs (0.5%) <b>NOTE 1</b>	41,780	82,739	86,284	86,284
<b>Total Funding Approved for Programs</b>	<b>15,265,370</b>	<b>18,558,781</b>	<b>17,235,893</b>	<b>17,235,893</b>
<b>Future Obligations Approved by Committee</b>				
JJCC Funding Opportunity ( <b>NOTE 3</b> )		1,134,498		
<b>Total Funding Allocated</b>		<b>19,693,279</b>	<b>17,235,893</b>	<b>17,235,893</b>
<b>Anticipated Balance of Funds Available</b>	<b>4,017,043</b>	<b>871,554</b>	<b>892,490</b>	<b>892,490</b>

Totals may not foot due to rounding.

**NOTE 1:** Administrative Costs includes administrative support services provided by CEO Budget and Clerk of the Board. Calculation of 0.5% of the total allocation for the year per Government Codes 30062(c)(1) and 30062(d)(2).

**NOTE 2:** On 4/29/21, the OCJJCC approved \$440,670 allocation for continuance of the truancy response programming and services to the OC Department of Education (OCDE). As a result, on 1/11/22, the BOS approved the Subrecipient Agreement with OCDE for administration of the TRP on an annual basis at the discretion of the OCJJCC (ASR 21-001140).

**NOTE 3:** On 7/25/24, the OCJJCC approved an allocation of \$225,000 to solicit funding requests from CBOs. Applications were accepted Aug 1 - 31, 2024. A JJCC working group was established to review the applications and provided recommendations to the JJCC at the Oct. 2024 meeting. At this meeting the JJCC approved funding all 9 proposals for a total one-time \$1.1M

**Juvenile Justice Crime Prevention Act (JJCPA)**  
**FY 2025-26 Proposed Budget Allocation - Detail & Department Summary**

	2023-24	FY 2024-25	FY 2025-26	FY 2025-26
PROGRAMS	Actuals	Approved Adopted Budget 2/29/24	Dept Request	Proposed Budget Proposal is to fund all Dept Req items with the remainder in unallocated distribution.
<b>Substance Use Programming</b>				
Probation	\$ 5,523,849	\$ 6,420,268	\$ 4,349,446	4,349,446
Health Care Agency	549,551	669,819	809,869	809,869
<b>Total</b>	<b>6,073,400</b>	<b>7,090,087</b>	<b>5,159,315</b>	<b>5,159,315</b>
<b>Juvenile Recovery Court</b>				
Probation	226,676	594,676	517,727	517,727
Health Care Agency	101,332	260,000	260,000	260,000
Public Defender	26,594	75,000	75,000	75,000
District Attorney	47,816	111,565	114,920	114,920
<b>Total</b>	<b>402,418</b>	<b>1,041,241</b>	<b>967,647</b>	<b>967,647</b>
<b>Decentralized Intake/Sheriff's Prevention</b>				
Probation	48,135	-	-	-
Sheriff	394,939	431,150	448,396	448,396
<b>Total</b>	<b>443,074</b>	<b>431,150</b>	<b>448,396</b>	<b>448,396</b>
<b>Truancy Response</b>				
Public Defender	4,437	20,000	20,000	20,000
District Attorney	320,349	411,212	420,123	420,123
OC Dept of Education <b>NOTE 2</b>	440,670	440,670	440,670	440,670
<b>Total</b>	<b>765,456</b>	<b>871,882</b>	<b>880,793</b>	<b>880,793</b>
<b>School Mobile Assessment &amp; Response Team (North &amp; South)</b>				
Probation	-	-	-	-
Sheriff	2,771,226	3,191,776	3,332,472	3,332,472
District Attorney	285,824	317,823	329,376	329,376
<b>Total</b>	<b>3,057,050</b>	<b>3,509,599</b>	<b>3,661,848</b>	<b>3,661,848</b>
<b>Youth Reporting Centers</b>				
Probation	3,317,379	4,202,628	4,625,857	4,625,857
Health Care Agency	716,278	899,668	971,800	971,800
<b>Total</b>	<b>4,033,657</b>	<b>5,102,296</b>	<b>5,597,657</b>	<b>5,597,657</b>
<b>Active Recidivism Reduction Initiative via Engagement (ARRIVE)</b>				
Probation	448,534	429,787	433,953	433,953
<b>Total</b>	<b>448,534</b>	<b>429,787</b>	<b>433,953</b>	<b>433,953</b>
<b>School Threat Assessment Team Training</b>				
Sheriff	-	-	-	-
<b>Total</b>	<b>-</b>	<b>-</b>	<b>-</b>	<b>-</b>
<b>Administrative Cost (0.5%) NOTE 1</b>	<b>41,780</b>	<b>82,739</b>	<b>86,284</b>	<b>86,284</b>
<b>Program Total</b>	<b>\$ 15,265,371</b>	<b>\$ 18,558,781</b>	<b>\$ 17,235,893</b>	<b>\$ 17,235,893</b>

	2023-24	FY 2024-25	FY 2025-26	FY 2025-26
DEPARTMENT SUMMARY	Actuals	Approved Adopted Budget 2/29/24	Dept Request	Proposed Budget
<i>Probation programs</i>	9,116,039	11,217,572	9,493,030	9,493,030
<i>Probation ARRIVE</i>	<i>448,534</i>	<i>429,787</i>	<i>433,953</i>	<i>433,953</i>
<b>Probation</b>	<b>9,564,573</b>	<b>11,647,359</b>	<b>9,926,983</b>	<b>9,926,983</b>
<b>Sheriff</b>	<b>3,166,165</b>	<b>3,622,926</b>	<b>3,780,868</b>	<b>3,780,868</b>
<b>Health Care Agency</b>	<b>1,367,162</b>	<b>1,829,487</b>	<b>2,041,669</b>	<b>2,041,669</b>
<b>Public Defender</b>	<b>31,031</b>	<b>95,000</b>	<b>95,000</b>	<b>95,000</b>
<b>District Attorney</b>	<b>653,989</b>	<b>840,600</b>	<b>864,419</b>	<b>864,419</b>
<b>OC Dept of Education</b>	<b>440,670</b>	<b>440,670</b>	<b>440,670</b>	<b>440,670</b>
<b>Administrative Cost (0.5%)</b>	<b>41,780</b>	<b>82,739</b>	<b>86,284</b>	<b>86,284</b>
<b>Department Total</b>	<b>15,265,370</b>	<b>18,558,781</b>	<b>17,235,893</b>	<b>17,235,893</b>
<b>Estimated JJCPA Available Funding</b>	<b>\$ 16,995,931</b>	<b>\$ 18,848,793</b>	<b>\$ 18,128,383</b>	<b>\$ 18,128,383</b>
<b>Variance Between Dept Total &amp; Available</b>	<b>\$ 1,730,561</b>	<b>\$ 290,012</b>	<b>\$ 892,490</b>	<b>\$ 892,490</b>

Totals may not foot due to rounding.

**NOTE 1:** Administrative Costs includes administrative support services provided by CEO Budget and Clerk of the Board. Calculation of 0.5% per GC 30062(c)(1) and 30062(d)(2).

**NOTE 2:** On 4/29/21, the OCJJCC approved \$440,670 allocation for continuance of the truancy response programming and services to the OC Department of Education (OCDE). As a result, on 1/11/22, the BOS approved the Subrecipient Agreement with OCDE for administration of the TRP on an annual basis at the discretion of the OCJJCC (ASR 21-001140).



# ORANGE COUNTY JUVENILE JUSTICE COORDINATING COUNCIL

## Quarterly Report FY 2024-25

---

FOR THE QUARTER ENDING DECEMBER 31, 2024

## Table of Contents

Introduction .....	3
SB 823 Juvenile Justice Realignment .....	5
SB 823 Subcommittee.....	5
Orange County’s Juvenile Justice Realignment Block Grant Plan.....	5
SB 823 Juvenile Justice Realignment Block Grant .....	6
Juvenile Justice Crime Prevention Act.....	7
JJCPA Program Summary.....	7
JJCPA Funding Summary .....	9
Prevention/Early Intervention Program Outputs & Participant Demographics .....	11
Prevention/Early Intervention Program Details & Achievements.....	15
School Mobile Assessment & Resource Team.....	15
Truancy Response Program.....	18
Sheriff’s Prevention Program .....	24
Intervention/Treatment Program Outputs & Participant Demographics.....	27
Intervention/Treatment Program Details & Achievements.....	31
Substance Use Programming .....	31
Youth Reporting Centers .....	36
Juvenile Recovery Court .....	40
Active Recidivism Reduction Initiative via Engagement (ARRIVE).....	44
Appendix.....	48
Appendix A – Community-Based Organizations Funded by JJCPA .....	48
A.1 Boys & Girls Club of Garden Grove.....	48
A.2 Pepperdine University, PRYDE .....	49
A.3 Waymakers .....	50
Appendix B – Links to Resources .....	51
Appendix C – Supplemental Report: 2024 JJCPA Funding Opportunity .....	52

## Introduction

The Orange County Juvenile Justice Coordinating Council (OCJJCC) Quarterly Report presents an update on programs funded by the Juvenile Justice Crime Prevention Act (JJCPA) and the Juvenile Justice Realignment Block Grant program (SB 823 Block Grant). This report highlights the funding and expenditures as of the second quarter of FY 2024-25, along with metrics for each program comparing them to the previous periods.

The purpose of the report is to provide timely relevant information to the OCJJCC to allow for proper oversight of the programs funded. The report is organized by the two funding sources, SB 823 Block Grant and JJCPA with JJCPA programs grouped by section, centered on prevention and treatment programs. Each program section includes the objective, lead agencies and partners, amount awarded and amount expended as of the fiscal year end, and program outcome measures. These program details are all included in this report.

## OC Juvenile Justice Coordinating Council Background

The OCJJCC was established per Welfare and Institutions Code Section 749.22, as a requirement for the Juvenile Accountability Block Grants Program funding. The OCJJCC is chaired by the Chief Probation Officer and other members include representation from the District Attorney's Office, Public Defender's Office, Sheriff-Coroner's Department, Board of Supervisors, Social Services Agency, Health Care Agency Behavioral Health, Department of Education, local law enforcement agency (currently Garden Grove), and the community including an at-large representative and non-profit community-based organizations providing drug and alcohol programs and services to minors.

The OCJJCC serves to maintain a continuation of County-based responses to juvenile crime and set priorities and approve the use of grant funds. This is accomplished through a comprehensive multi-agency plan that identifies resources and strategies for providing an effective continuum of responses for the prevention, intervention, supervision, treatment, and incarceration of juvenile offenders, including strategies to develop and implement local out of home placement options for the offender.

The OCJJCC is responsible for the following:

- Assisting the Chief Probation Officer in developing a comprehensive, multi-agency juvenile justice plan to develop a continuum of responses for the prevention, intervention, supervision, treatment, and incarceration of juvenile offenders.
- Serving as the Local Juvenile Crime Enforcement Coalition as required by Title 28 Code of Federal Regulations – Chapter 1, Part 31, Section 31.502, for the County to receive Juvenile Accountability Incentive Block Grant funding.

- Serving as the parent body for the realignment subcommittee as required by the Welfare and Institutions Code Division 2.5, Chapter 1.7, Section 1995, for the County to receive Juvenile Justice Realignment Block Grant funding.
- Providing oversight for the Juvenile Justice Realignment Subcommittee and annual plan update process.

### **Juvenile Justice Crime Prevention Act**

The Juvenile Justice Crime Prevention Act was established by the Crime Prevention Act of 2000 to provide a stable funding source for local juvenile justice programs that aim to prevent and reduce crime and delinquency among at-risk youth. The JJCPA program requires an annual plan detailing how funds will be used, including objectives, strategies, and performance measures. Recent legislative updates mandated the consolidation of the JJCPA plan with the Youthful Offender Block Grant (YOBG) plan. YOBG aims to serve youthful offenders with rehabilitative services while JJCPA provides funding for evidence-based programs.

For FY 2024-25, the OCJJCC allocated \$18.6 million in JJCPA funds to support seven existing programs. These programs focus on accountability-based approaches targeting juvenile offenders and addressing broader issues within the juvenile justice system to mitigate delinquency and improve outcomes for at-risk youth. The programs are summarized in the following report, along with their financial information and program outputs as of December 31, 2024.

In addition to the seven existing programs, on October 24, 2024 the OCJJCC awarded \$1.1 million to community-based organizations through the 2024 JJCPA Funding Opportunity, bringing the total JJCPA allocation to \$19.7 million for FY 2024-25. The funding was awarded for nine new juvenile-based prevention and intervention programs. Please see Appendix C – Supplemental Report: 2024 JJCPA Funding Opportunity for the award allocations and program information.

### **SB 823 Juvenile Justice Realignment Subcommittee and Block Grant Program**

The SB 823 Juvenile Justice Realignment Subcommittee was formed under the OCJJCC to develop and maintain a comprehensive plan to address the needs of youth formerly supervised by the Division of Juvenile Justice. This subcommittee is responsible for ensuring that the County qualifies for funding by updating and submitting the plan annually to the State's Office of Youth and Community Restoration (OYCR).

The SB 823 Subcommittee also oversees the implementation of Senate Bill 823, known as the "Juvenile Justice Realignment: Office of Youth and Community Restoration," which was enacted in 2020. This bill established a block grant program to assist counties in managing realigned youth by providing appropriate facilities, programs, services, and reentry strategies.

The FY 2024-25 SB 823 block grant allocation for Orange County is \$11.1 million, which is fully allocated to the Probation Department to support individualized treatment plans for eligible

youth. Services include behavioral health support, adolescent development programs, family engagement initiatives, and reentry assistance, all of which are evidence-based and trauma-informed. An overview of the plan and use of the SB 823 funding are included in the following report.

## **SB 823 Juvenile Justice Realignment**

### **SB 823 Subcommittee**

Senate Bill 823 (SB 823), also known as the “Juvenile Justice Realignment: Office of Youth and Community Restoration,” was chaptered on September 30, 2020. This bill introduced several legal changes, including the addition of Chapter 1.7 to the Welfare and Institutions Code (WIC) starting with section 1990. This new chapter created a block grant program to support counties in managing the custody, care, and supervision of youth who were previously eligible for the Division of Juvenile Justice before it closed. Additionally, WIC section 1995 outlined the requirements for counties to qualify for this block grant funding.

To qualify for funding, the County was required to establish a subcommittee to develop a plan detailing the facilities, programs, placements, services, supervision, and reentry strategies planned to provide appropriate rehabilitation and supervision for the realigned youth and transitional age youth (TAY) populations. This subcommittee was formed under the OCJJCC.

If a county is eligible to receive funds and submits a plan with all required elements outlined in statute, the state must provide counties with annual funding under current statute. To maintain eligibility, the subcommittee must update and resubmit the County’s plan annually by May 1, regardless of any changes. The OYCR reviews the plan to ensure it includes all required elements and may request revisions from the County as needed before final acceptance.

### **Orange County’s Juvenile Justice Realignment Block Grant Plan**

The SB 823 Subcommittee presented its draft SB 823 plan during the regularly scheduled meeting of the OCJJCC on Thursday, October 28, 2021. The plan is responsive to the aspects set forth in WIC section 1995, subdivisions (d)(1) through (d)(7) and is the culmination of the collective discussions and partnership between the juvenile court, community, and system stakeholders. The plan addresses the needs of youth within the target population improving the outcomes for success and reducing rates of recidivism.

The plan focuses on implementing a trauma-informed approach for each youth in the target population, starting from their entry into the juvenile facility. This includes early identification of a peer mentor/navigator to support the youth throughout their commitment and reentry process. Youth in the Secure Track Youth program will receive more frequent services compared to the larger target population. The Probation Department employs a diverse and experienced staff for

direct supervision, with additional staff for Secure Track youth. Probation staff are trained in various state-approved topics, including professionalism, crisis communication, cultural diversity, gender identity, case planning, trauma, and core correctional practices to ensure safety.

The realignment funding will be utilized to provide robust, individualized treatment plans for the target population youth focused on the youth's behavioral health, educational and emotional needs, community-based mentorship, and family engagement/support for those youth identified as SB 823 and those youth pending SB 823 eligibility. The services will be evidence-based, trauma-informed, and culturally responsive and include:

- Behavioral health, sex offender treatment, or related behavioral or trauma-based needs
- Support programs or services that promote healthy adolescent development
- Family engagement in programs
- Reentry, including planning and linkages to support employment, housing, and continuing education

The complete Juvenile Justice Realignment Block Grant County Plan for Orange County can be found here: <https://ocprobation.ocgov.com/communications/committees/orange-county-juvenile-justice-coordinating-council>

## SB 823 Juvenile Justice Realignment Block Grant

Pursuant to WIC section 1991, subdivision (a), and commencing with the 2021-22 fiscal year, and annually thereafter, counties will receive an allocation for use by the county to provide the "appropriate rehabilitative housing and supervision services for the population specified" in WIC section 1990, subdivision (b). The annual statewide allocation is determined by law, and each county's allocation is calculated annually using a formula outlined in the statute. The formula takes into account the county's previous admissions to the Division of Juvenile Justice and other factors. This funding process started in FY 2021-22, and every year thereafter on July 1, the Department of Finance calculates the total amount from the General Fund, and the State Controller distributes these funds by August 1, following the schedule provided by the Department of Finance.

For FY 2024-25, the County received \$11.1 million which is fully allocated to the Probation Department to be expended compliant with the state-approved plan. Below is a table showing the allocations received to date by the County and the use of the funds as of the December 31, 2024. Probation is actively working towards service implementation consistent with the approved annual plan.

## SB 823 Actuals and Available Balance as of 12/31/2024

Fiscal Year	Allocation	Actuals	Balance
FY 2021-22	\$ 2,237,981	\$ 115,485	\$ 2,122,496
FY 2022-23	4,622,596	-	4,622,596
FY 2023-24	9,012,312	365,431	8,646,881
FY 2024-25	11,064,942	259,539	10,805,403
<b>Total</b>	<b>\$ 26,937,831</b>	<b>\$ 740,455</b>	<b>\$ 26,197,376</b>

## Juvenile Justice Crime Prevention Act

The JJCPA was created by the Crime Prevention Act of 2000 to provide a stable funding source for local juvenile justice programs aimed at curbing crime and delinquency among at-risk youth through accountability-based programs focused on juvenile offenders and the juvenile justice system. The JJCPA limits its funding to programs and approaches that have proven effectiveness in reducing delinquency and addressing juvenile crime through prevention, intervention, suppression, and incapacitation.

Government Code Section 30061(b)(4) and Welfare and Institutions Code Section 1961(b) mandate that counties develop a combined annual plan for the JJCPA and the YOBG to enhance coordination and reduce duplication in addressing juvenile justice needs. The JJCPA-YOBG plan is a strategic document prepared by the County to outline the use of state-provided funds to implement evidence-based programs that prevent juvenile crime and reduce recidivism. The plan details the services and strategies that target at-risk youth, focusing on community-based solutions that support rehabilitation and positive development. It includes information on program objectives, the target population, and performance measures to assess effectiveness.

The current JJCPA-YOBG plan for Orange County can be found here:

<https://ocprobation.ocgov.com/communications/committees/orange-county-juvenile-justice-coordinating-council>

## JJCPA Program Summary

### Prevention/Early Intervention

- **School Mobile Assessment and Resource Team (SMART)** is an early intervention and prevention program focused on involvement with families and youth to prevent school-based violence and delinquency.
- **Truancy Response Program** focuses on family education, support, and resource referrals to reduce truancy.



- **Sheriff's Prevention Program** is modeled after diversion programs, which attempt to minimize the effects of labeling associated with offending and limit the opportunities youth have to associate with antisocial peers by reducing their contact and exposure to the juvenile justice system.

## Intervention/Treatment

- **Substance Use Program** includes programs tailored to both male youth and female youth. Programs are based on the Therapeutic Community model for substance use treatment programs with the addition of the Aggression Replacement Training cognitive-behavior program specific to addressing criminal recidivism.
- **Youth Reporting Centers** are day reporting centers that include a multidisciplinary team focused on reducing the use of secure detention by providing a highly structured community-based alternative confinement program.
- **Juvenile Recovery Court** is based on a model where an interactive judicial officer leads an interdisciplinary team, including the District Attorney, Public Defender, Probation, Health Care Agency clinicians, and parents to address a youth's substance use issues.
- **Active Recidivism Reduction Initiative via Engagement (ARRIVE)** program focuses on family strength training and individualized support to wards of the court that are at risk of reincarceration.

## JJCPA Funding Summary

On February 29, 2024, the OCJJCC allocated \$18.6 million of available funding for FY 2024-25 to the existing programs based on funding requests submitted by each lead agency. The FY 2024-25 budget allocation was based on an estimated \$18.8 million in available funding, \$16.5 million from the State along with a prior-year carryover balance of \$2.3 million.

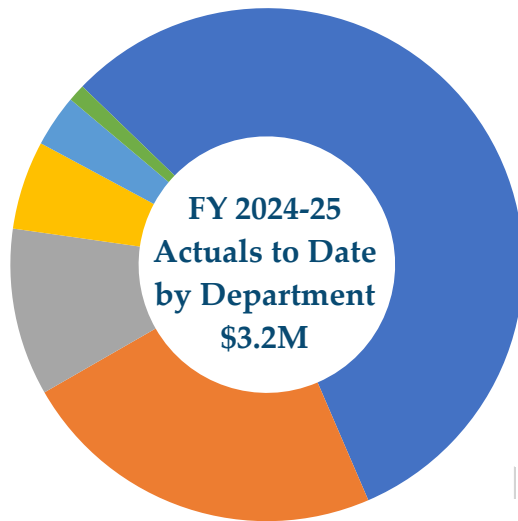
At the July 25, 2024 meeting, the OCJJCC approved a funding opportunity, allocating \$225,000 to solicit new programs. On October 24, 2024 the OCJJCC increased the award allocation to \$1.1M based on proposals received through the funding opportunity.

The tables below detail the FY 2024-25 funding allocation and actuals by program and department as of December 31, 2024.

	FY 2024-25	
	Allocation <sup>[1]</sup>	Actuals
<b>Juvenile Justice Crime Prevention Act Funding</b>		
Carryover Funds from Prior Year	\$4.0M	\$4.0M
Block Grant Allocation (Base + Growth)	\$16.5M	\$12.7M
<b>Total Available Funding</b>	<b>\$20.6M</b>	<b>\$16.7M</b>
<b>Juvenile Justice Crime Prevention Act Programs</b>		
<b>Prevention/Early Intervention</b>	<b>\$4.8M</b>	<b>\$1.0M</b>
School Mobile Assessment and Response Team (SMART)	\$3.5M	\$0.8M
Truancy Response Program	\$0.9M	\$0.2M
Sheriff's Prevention Program	\$0.4M	\$0.0M
<b>Intervention/Treatment</b>	<b>\$13.7M</b>	<b>\$2.2M</b>
Substance Use Programing	\$7.1M	\$0.8M
Youth Reporting Centers	\$5.1M	\$1.2M
Juvenile Recovery Court	\$1.0M	\$0.1M
Active Recidivism Reduction Initiative via Engagement	\$0.4M	\$0.0M
<b>Subtotal</b>	<b>\$18.5M</b>	<b>\$3.2M</b>
Administrative Cost	\$0.1M	\$0.0M
<b>Total JJCPA Allocation to County Sponsored Programs</b>	<b>\$18.6M</b>	<b>\$3.2M</b>
2024 JJCPA Funding Opportunity (Community-Based Organizations)	\$1.1M	\$0.00M
<b>Total JJCPA Allocation</b>	<b>\$19.7M</b>	<b>\$3.2M</b>
<b>Ending Balance</b>	<b>\$0.9M</b>	<b>\$13.5M</b>

[1] Includes adjustments approved by the OCJJCC as of October 24, 2024.

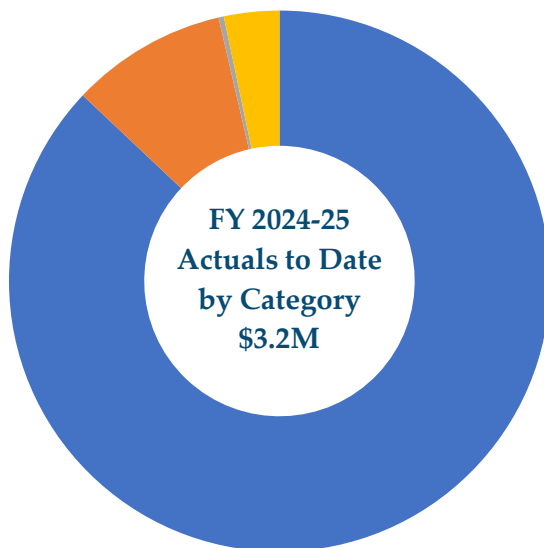
## JJCPA FY 2024-25 Actuals by Department and Expenditure Category



Department	Adjusted Budget	Actuals
56% Probation	\$ 11,647,359	\$ 1,819,521
23% Sheriff	3,191,776	748,978
11% Health Care Agency	1,829,487	340,829
6% District Attorney	840,600	180,726
3% Community-Based Organizations	831,150	106,331
1.1% Other *	218,409	35,213
0% 2024 JJCPA Funding Opportunity	1,134,498	-
<b>Total</b>	<b>\$ 19,693,279</b>	<b>\$ 3,231,598</b>

**\* Other:**

0.7% OC Dept of Education	40,670	23,476
0.3% Public Defender	95,000	8,225
0.1% Administrative Cost (0.5%)	82,739	3,512
	<b>\$ 218,409</b>	<b>\$ 35,213</b>

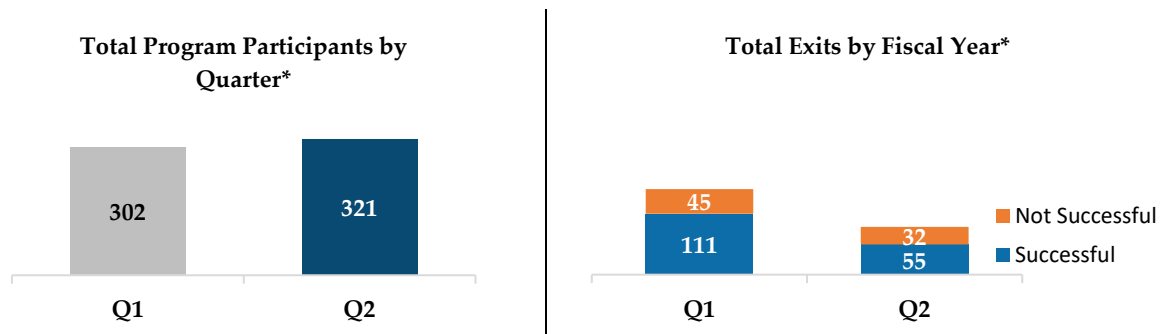


Expenditure Category	Actuals
87% Salaries & Employee Benefits	2,812,839
9% Services & Supplies	301,808
0.3% Professional Services	10,620
3% Community-Based Organizations	106,331
<b>Total</b>	<b>\$ 3,231,598</b>

## Prevention/Early Intervention Program Outputs & Participant Demographics

The graphs below represent the overall program participants and details of program participation for both Quarter 1 and Quarter 2 for FY 2024-25.

### JJCPA Prevention/Early Intervention Program Participants and Exits by Quarter for FY 2024-25



\*The definition of program participant differs based on program. Program exits may not occur for all participants that entered programs within the quarter due to the length of the program. In addition, exit data is not reported by programs who work with youth for one assessment or session.

The details for program outputs, participant demographics and city of residence are presented in tables on the following page. The tables provide an overview of youth enrolled in program services and exiting details for youth in all prevention/early intervention programs. Participant demographics are presented for those enrolled in the program, those who successfully complete the program and those who did not successfully complete the program.

In compliance with federal and state privacy laws, including HIPAA and California's Information Practices Act data guidelines for small sample sizes, use of suppression of small values prevents the identification of individuals by limiting inadvertent revelation of personal details. Per guidance from the California Department of Health Care Services (DHCS) and guidance of the Office of Youth and Community Restoration (OYCR), the conservative suppression of counts less than 12 have been suppressed throughout this report.

The DHCS public reporting guidelines can be found here:

<https://www.dhcs.ca.gov/dataandstats/Pages/PublicReportingGuidelines.aspx>

The OYCR public reporting guidelines can be found here:

[https://oycr.ca.gov/wp-content/uploads/sites/346/2024/05/OYCR\\_-AB-102-Report\\_5.1.24.pdf](https://oycr.ca.gov/wp-content/uploads/sites/346/2024/05/OYCR_-AB-102-Report_5.1.24.pdf)

Overall totals may include duplicated individuals based on services provided to those who re-enter a program or were provided multiple assessments during the fiscal year. Additionally, enrolled counts may not match exiting totals due to program length not aligning with fiscal year timeframes. City of residence is captured at time of enrollment.

## JJCPA Prevention/Early Intervention Youth Enrollments with Demographics

Youth Enrollment					
	FY 2023-24 Total	FY 2024-25			FY Difference
		Q1	Q2	Total	
Youth Referred	991	178	193	371	-620
<b>Program Entries</b>	<b>831</b>	<b>128</b>	<b>154</b>	<b>282</b>	<b>-549</b>
Program Participants	950	302	321	623	-327

Participant Demographics						
		FY 2023-24 Total	FY 2024-25			FY Difference
			Q1	Q2	Total	
Gender	Male	532*	75	106	181	-351
	Female	246*	25	46	71	-175
	Transgender/Non-binary	<12	<12	<12	<12	<12
Race/ Ethnicity	Hispanic	342*	30	70	100	-242
	White	239*	29	40	69	-170
	Black	19	<12	<12	<12	**
	Asian/Pacific Islander	32	<12	<12	19	-13
	Other	71	32	15	47	-24
Age	11 years old or younger	90	<12	13	**	**
	12-15 years-old	413*	46	76	122	-291
	16-17 years-old	221*	26	62	88	-133
	18 years-old	<12	<12	<12	<12	<12
	19 years-old	<12	0	<12	<12	<12
	20-25 years-old	<12	0	<12	<12	<12

\*The total reported may be slightly higher because entries marked “less than 12” were not included in the calculations. This means that numbers below 12 have been omitted, potentially increasing the overall total when considered.

\*\* Numbers were omitted for de-identification purposes

## JJCPA Prevention/Early Intervention Program Exits with Youth Demographics

Exiting Youth						
		FY 2023-24 Total	FY 2024-25			FY Difference
			Q1	Q2	Total	
Exits		612*	156	87	243	-369
Completions		381*	111	55	166	-215
Not Successful		231*	45	32	77	-154
Partial Completion of Program		20*	27	14	41	21
No Progress		90*	<12	<12	12	-78
Left Program for Unrelated Reason		121*	12	12	24	-97
Demographics of Participants who Completed the Program						
		FY 2023-24 Total	FY 2024-25			FY Difference
			Q1	Q2	Total	
Gender	Male	227*	65	44	109	-118
	Female	153	29	11	40	-113
	Transgender/non-binary	<12	<12	0	<12	<12
Race/ Ethnicity	Hispanic	174*	21	27	48	-126
	White	99*	32	13	45	-54
	Black	<12	<12	<12	<12	<12
	Asian/Pacific Islander	13	<12	0	<12	**
	Other	<12	32	12	44	**
Demographics of Participants who did not Successfully Complete the Program						
		FY 2023-24 Total	FY 2024-25			FY Difference
			Q1	Q2	Total	
Gender	Male	133*	<12	<12	<12	**
	Female	98*	<12	<12	<12	**
	Transgender/non-binary	0	0	0	0	0
Race/ Ethnicity	Hispanic	117*	0	<12	<12	**
	White	63*	0	<12	<12	**
	Black	<12	0	0	0	<12
	Asian/Pacific Islander	<12	0	0	0	<12
	Other	<12	<12	12	44	**

\*The total reported may be slightly higher due to “less than 12” entries not being included in the calculation. Numbers below 12 have been omitted, potentially increasing the overall total when considered.

\*\*Numbers were omitted for de-identification purposes

Note: Truancy Response Program did not report demographic data for those participants who did not successfully complete the program.

## JJCPA Year to Date Prevention/Early Intervention

### Current City of Residence (FY 2024-25)

	Q1	Q2		Q1	Q2
Aliso Viejo	<12	<12	Newport Beach	0	0
Anaheim	<12	12	North Tustin	0	0
Anaheim Island	0	0	Olive	0	0
Big Canyon	0	0	Orange	0	0
Brea	0	0	Orange Hills	0	0
Buena Park	0	0	Orange Park Acres	0	0
Costa Mesa	0	<12	Placentia	0	<12
Country Club Island	0	0	Portola Hills	0	0
Coto de Caza	<12	<12	Rancho Mission Viejo	0	<12
Covenant Hills	0	0	Rancho Santa Margarita	<12	14
Cypress	0	<12	Robinson Ranch	0	0
Dana Point	<12	<12	Rossmoor	0	0
Dove Canyon	0	0	San Clemente	15	<12
East Irvine	0	0	San Juan Capistrano	<12	<12
El Modena	0	0	San Juan Hot Springs	0	<12
Emerald Bay	0	0	Santa Ana	<12	<12
Fountain Valley	0	0	Santa Ana Heights	0	0
Fullerton	<12	<12	Santiago Canyon	0	0
Garden Grove	<12	<12	Seal Beach	0	0
Huntington Beach	0	0	Shady Canyon	0	0
Irvine	<12	0	Silverado	<12	0
La Habra	0	0	Stanton	0	<12
La Palma	0	0	Stonecliffe	0	0
Ladera Ranch	<12	13	Tonner Canyon	0	0
Las Flores	0	<12	Trabuco Highlands	0	0
Laguna Beach	0	<12	Tustin	0	<12
Laguna Hills	<12	<12	Tustin Foothills	0	0
Laguna Niguel	<12	<12	Villa Park	<12	0
Laguna Woods	<12	<12	Wagon Wheel	0	0
Lake Forest	<12	16	Westminster	0	<12
Los Alamitos	0	0	Yorba Linda	<12	<12
Midway City	0	0	Out of County	0	0
Mission Viejo	14	24	Out of State	0	0
Modjeska Canyon	0	0			

Note: Truancy Response Program did not report geographical information for Q1.



## Prevention/Early Intervention Program Details & Achievements

### School Mobile Assessment & Resource Team

#### Program Goal

The School Mobile Assessment and Resource Team (SMART) is a program aimed at preventing school-based violence and delinquency by working closely with families and youth. The primary goal of SMART is to prevent violence through education, awareness, and rapid response to potential threats.

#### Lead Agency and Partners

**Sheriff-Coroner Department (OCSO)** – Conducts K-12 threat assessments and criminal investigations primarily for OCSO contracted cities and areas and responds day or night to calls from school and community personnel reporting violence or threats of violence.

**District Attorney (OCDA)** – Reviews and vertically prosecutes SMART cases and advises SMART investigators on legal issues.

#### Program Staffing

	Full Time Equivalent (FTEs)	
	FY 2023-24	FY 2024-25
	Actuals	Requested
Sheriff	6.20	6.20
OCDA	1.00	1.00
Total	7.20	7.20

#### Financial Input

	Funding Allocation			
	FY 2023-24	FY 2024-25		
	Actuals	Approved Budget	Adjusted Budget	Actuals
Sheriff	\$ 2,771,226	\$ 3,191,776	\$ 3,191,776	\$ 748,978
OCDA	285,824	317,823	317,823	81,516
Total	\$ 3,057,050	\$ 3,509,599	\$ 3,509,599	\$ 830,494

## Objective & Program Details

Established to reduce crime and violence on or near school campuses, SMART collaborates with various partners including the District Attorney, Probation, OC Department of Education and the Health Care Agency (HCA). The team may also work closely with school districts, cultivating a direct relationship with district directors in order to discuss teaming and information gathering. This assists in addressing incidents involving violence, threats, weapons, unstable behaviors, and suicidal tendencies. The team responds to calls from school and community personnel at any time, conducting assessments and threat evaluations, and making referrals to law enforcement or other services as needed. SMART generally conducts one-time threat Comprehensive School Threat Assessment and sometimes manages cases requiring mental health or clinician involvement. An HCA clinician was assigned to the SMART team as an in-kind service as they were not being funded by funds from OCJJCC. In July of 2024, this was no longer the case as the clinician was re-assigned, leaving the position vacant. The overall approach of the SMART program is holistic, aiming to ensure safety and support youth progress.

## Program Achievements

### Program Output

Youth enrollment for this program is measured by youth assessments performed by the SMART team throughout the fiscal year. The SMART team has responded to school requests for threat assessments as displayed in the table below.

Youth Enrollment*					
	FY 2023-24	FY 2024-25			
	Total	Q1	Q2	Total	FY Difference
Youth Referred	266	55	48	103	-163
Program Entries	266	55	48	103	-163
Program Participants**	266	55	48	103	-163

\*Youth Enrollment numbers represent the number of threat assessments conducted on youth

\*\*This row represents the number of youths assessed throughout the quarter for this program and may be duplicative as sometimes there is a need to assess the same youth, though repeat occurrences are generally rare.

## Challenges and Solutions Quarterly Update

Though SMART team faces daily challenges that are unique to each incident, they have not yet faced a roadblock that would stop the team from completing the mission of preventing and eliminating school violence to the best of the team's ability.

Previous FY Challenges	Current Status on Implementing Solutions
<b>Feedback Loop:</b> Follow-up reports and details are generally limited due to HIPAA laws, leaving no clear closure or feedback after assessments.	(Challenge has not been encountered in current FY due to lack of clinician)
<b>Mental Health Clinician:</b> During the fiscal year, the SMART program lost the HCA clinician who was working with the team.	<p>SMART has been engaged in finding partnerships to fill the gap of mental health support. SMART initially was seeking a collaboration with BeWellIOC. However, a solution with that organization was not found.</p> <p>SMART has met with Family Youth Outreach Program (FYOP) based out of Garden Grove. FYOP has advised that they would be able to provide a mental health professional to the SMART teams in the future, and seem to have a strong interest in that possible partnership. Funding to support the personnel FYOP would provide is needed. The discussion with FYOP is ongoing as we seek funding sources.</p>

## Truancy Response Program

### Program Goal

The Truancy Response Program (TRP) is a three-tier program designed to decrease the number of system-involved youth by returning students to the classroom, without formal court involvement, through early intervention and support.

### Lead Agency and Partners

**District Attorney (OCDA)** – The District Attorney’s Office coordinates the Truancy Response Program and educates parents and students about the importance of classroom engagement by attending DA Parent Meetings and School Attendance Review Board (SARB) hearings. Additionally, if students are unsuccessful in Tiers one and two, the Office reviews and files truancy petition requests that meet legal and TRP requirements. The District Attorney’s office also attends all TRP Staffing meetings to collaborate with various agencies and brainstorm solutions to improve attendance.

**Orange County Department of Education (OCDE) – Boys & Girls Club of Garden Grove (BGCGG):** The BGCGG handles the truancy mediation at Tier 2 which seeks to prevent youth from entering the justice system (Tier 3) through various options relative to the specific needs of the student and their family, including the mandatory parent empowerment classes and Teen Group (for students 13 and older). In addition, BGCGG supports Tier 1 by attending the SARB panels and DA Meetings, when possible, and supports Tier 3 by continuing to provide support and resources to the students and families in truancy court. Refer to Appendix A.1 for additional information on the contract with Boys & Girls Club of Garden Grove.

**Public Defender (PD)** – Represents student and/or family members who have been charged in violation of WIC Section 601(b) and/ or Education Code Section 48293. Attends all TRP Staffing meetings to collaborate with various agencies and brainstorm solutions to improve attendance.

### Program Staffing

	Full Time Equivalent (FTEs)	
	FY 2023-24	FY 2024-25
	Actuals	Requested
OCDA	1.50	1.70
PD	0.03	0.25
<b>Total County</b>	<b>1.52</b>	<b>1.95</b>
BGCGG	5.95	5.95
<b>Total CBOs</b>	<b>5.95</b>	<b>5.95</b>

## Financial Input

	Funding Allocation			
	FY 2023-24	FY 2024-25		
	Actuals	Approved Budget	Adjusted Budget	Actuals
OCDE	\$ 47,536	\$ 40,670	\$ 40,670	\$ 23,476
BGCGG*	\$ 393,134	\$ 400,000	\$ 400,000	\$ 106,331
OCDA	320,349	411,212	411,212	86,038
PD	4,437	20,000	20,000	2,990
<b>Total</b>	<b>\$ 765,456</b>	<b>\$ 871,882</b>	<b>\$ 871,882</b>	<b>\$ 218,835</b>

\*Contracted services through OCDE

## Tier 1

### Objective & Program Details

Tier 1 aims to educate parents and students early about the importance of classroom engagement by attending DA Parent Meetings and SARB hearings. DA Parent Meetings are scheduled for most Orange County school districts, with an open invitation for other districts to participate (e.g., smaller districts), to inform families regarding:

- Truancy laws
- The direct relationship between school attendance and overall academic success; and
- The short-term and long-term effects of truancy on literacy, academic achievement, school discipline history, and increased risk of involvement with gangs, substance abuse and violence.

At SARBs, the program collaborates with the families, educators, administrators, and community resources, in order to encourage a connection between the families and appropriate school resources.

### Program Achievements

#### Program Output

Families attending DA Parent Meetings and SARB hearings tend to fluctuate across timeframes due to external factors and their circumstances. OCDA provides in-kind DA volunteers to attend SARB hearing and TRP DA's strive to replace DA volunteers in case of last minute conflicts.

Involvement in Tier 1 Services					
	FY 2023-24 Total	FY 2024-25			FY Difference
		Q1	Q2	Total	
Families Attending DA Parent Meetings	1,136	113	337	450	-686
Families Attending School Attendance Review Board (SARB) Hearing	523	12	153	165	-358

## Challenge and Solution Quarterly Update

Previous FY Challenge	Current Status on Implementing Solution
<b>Lack of attendance and participation:</b> Youth and their families often do not engage in truancy education programs and meetings, hindering relationship-building with school resources.	DA's continue to encourage districts to contact families prior to DA Parent Meetings to optimize attendance, as well as provide accommodations for families to attend DA Parent Meetings via Zoom/ Teams as an alternative to in-person meetings where needed.

## Tier 2

### Objective & Program Details

Tier 2 seeks to prevent youth from entering the justice system, or Tier 3, through various options relative to the specific needs of the student and their family. This tier offers a 5-series parent empowerment class, a focus on rebuilding relationships between students, families, and schools, and provides case management and community connections. Typically, Tier 2 involves 90 days of participation, though this can vary based on the specific needs of the youth and family.

### Program Achievements

#### Program Output

All youth that are referred to Tier 2 by the district are also referred into the Tier 2 program. However, if a student/ family chooses not to enroll in truancy mediation or the BGCGG is unable to make contact with the student/ family they will not be entered into the program.

Youth referred, program entries and program participants for Tier 2 tend to fluctuate across timeframes due to external factors and circumstances of each individual youth.

# OCJJCC Quarterly Report

FY 2024-25, 2<sup>nd</sup> Quarter

Youth Enrollment					
	FY 2023-24 Total	FY 2024-25			FY Difference
		Q1	Q2	Total	
Youth Referred	241	12	38	50	-191
Program Entries	181	<12	12	**	**
Program Participants*	241	71	50	121	-120

Exiting Youth					
	FY 2023-24 Total	FY 2024-25			FY Difference
		Q1	Q2	Total	
Exits	300	52	30	82	-218
Completions	119	<12	<12	12	-107
Not Successful	181	44	26	70	-111
Partial	0	26	<12	**	**
No Progress	82	<12	<12	**	**
Left Program for Unrelated Reason	99	12	<12	**	**
Avg. Stay (Days)		90			

\*Program participants carried over from the previous fiscal year.

\*\* Numbers were omitted for de-identification purposes

## Challenges and Solutions Quarterly Update

Previous FY Challenges	Current Status on Implementing Solutions
<b>Accessing Families:</b> Difficult to reach, often taking weeks, which delays interventions.	Staff continue to work on multiple platforms to contact families – including phone, text, mail and reaching out via non-traditional hours. Additionally, staff reach out to the referring agent to identify if there are any alternate contacts to reach families.
<b>Capacity Due to Funding Constraints:</b> Limited staff due to funding, despite increasing referrals.	Program continues to operate under high referral volume with limited staffing. Program utilizes volunteers to help with concerns, however, need for increased funding remains.



## **Tier 3**

### **Objective & Program Details**

TRP's Tier 3 goal is to stabilize school attendance to enhance future academic success and reduce risks like criminal behavior and substance abuse. It involves reviewing and filing 100% of truancy petition requests that meet legal and TRP requirements as well as attending all TRP Staffing meetings to collaborate with various agencies and brainstorm solutions to improve attendance. Tier 3 deals with the most complex cases, requiring significant time, services, and inter-agency collaboration.

### **Program Achievements**

#### **Program Output**

Petitions will not be filed unless they meet the legal requirements set forth in WIC §601 and all intervention efforts at Tiers 1 and 2 have been exhausted. Petitions that are not filed are sent back to the district with an explanation as to what would be needed in order for it to be filed in court.

Youth Enrollment					
	FY 2023-24 Total	FY 2024-25			FY Difference
		Q1	Q2	Total	
Youth Referred	81	27	18	45	-36
Program Entries	33	16	14	30	-3
Program Participants*	33	50	66	116	83

Exiting Youth					
	FY 2023-24 Total	FY 2024-25			FY Difference
		Q1	Q2	Total	
Exits	19	<12	<12	**	**
Completions	17	<12	<12	**	**
Not Successful	<12	0	0	0	<12
Partial	<12	0	0	0	<12
No Progress	0	0	0	0	0
Left Program for Unrelated Reason	0	0	0	0	0
Avg. Stay (Days)					

\*Program participants carried over from the previous fiscal year.

\*\* Numbers were omitted for de-identification purposes

Note: Tier 3 does not provide length of participation information as scheduling and court factors may delay the process by several months, leading to difficulty in tracking participant progress.

## Challenges and Solutions Quarterly Update

Previous FY Challenges	Current Status on Implementing Solutions
<b>Comprehensive Case Review:</b> Ensuring 100% of truancy petition requests meet legal and filing requirements	DA's continue to provide districts with a comprehensive explanation of why a particular petition does not meet legal and/or TRP filing requirements. DA's schedule meetings with districts to explain the filing requirements and intervention efforts expected of the districts.
<b>Collaboration and Resource Allocation:</b> Attending all TRP Staffing meetings to brainstorm and allocate appropriate resources	DA's contact individual districts when their student is on the upcoming court calendar in order to request that a district and/or school representative attend the Staffing Meeting prepared to share updates regarding that student. If attendance is impossible, a written update is requested so that pertinent information may be used during the TRP Staffing Meeting.
<b>Complex Cases:</b> Addressing the most complicated cases that were unsuccessful in earlier tiers, necessitating additional collaboration and tailored interventions for each student/family.	Waymakers, BGCGG and SSA attend all court hearings to contact the families immediately following court. Families are then connected with specific programs to address the specific needs of the student/family. Small rewards are provided each court date to celebrate incremental success, and a gift card is awarded when a case is successfully dismissed.

## Sheriff's Prevention Program

### Program Goal

The primary goal of the Sheriff's Prevention Program is to reduce the number of at-risk youths that progress further in the juvenile justice system through prompt assessment and linkage to appropriate services such as individual/family counseling, drug and alcohol prevention class, and parenting class.

### Lead Agency and Partners

**Sheriff-Coroner Department (OCSD)** – Provides oversight of the contract with Pepperdine University to operate the Pepperdine Resource Youth Diversion Education (PRYDE) Program.

**Pepperdine University** – The PRYDE program is a prevention, intervention, and counseling program available for at-risk youth and their families. In collaboration with the OCSD, the program provides services and resources that help youth and their families make positive changes in their lives, as well as prevent first time youth offenders from entering the juvenile justice system. PRYDE emphasizes education, family involvement, and community support to give youth tools and opportunities to accomplish their goals. This program is available in the following Orange County cities:

Aliso Viejo, Dana Point, Laguna Hills, Laguna Niguel, Laguna Woods, Lake Forest, Mission Viejo, Rancho Santa Margarita, San Clemente, San Juan Capistrano, Stanton, Villa Park and Yorba Linda. Services are also available to those living or attending school in the unincorporated areas of Orange County.

### Program Staffing

OCSD contracts with Pepperdine University to operate the PRYDE Program. The contract funding does not fully fund the program services. Refer to Appendix A.2 for additional information on the contract with Pepperdine University.

### Financial Input

	Funding Allocation			
	FY 2023-24	FY 2024-25		
	Actuals	Approved Budget	Adjusted Budget	Actuals
Pepperdine*	\$ 394,939	\$ 431,150	\$ 431,150	\$ -
Probation	48,135	-	-	-
<b>Total</b>	<b>\$ 443,074</b>	<b>\$ 431,150</b>	<b>\$ 431,150</b>	<b>\$ -</b>

\*Contracted services through OCSD

**Objective & Program Details****Sheriff's Prevention Program – PRYDE**

The Sheriff's Prevention Program is a partnership between the OCSD and PRYDE. The individualized program emphasizes education, family involvement, and community support. Services begin with a comprehensive intake assessment, leading to an individualized program that may include counseling, legal education, substance abuse education, conflict resolution, and more. Youth are in the program for an average of five months. A high ratio of staff-to-youth ensures tailored support for each youth's unique needs with a strong emphasis on mental health. Youth are referred to PRYDE through various avenues, including school districts, direct referrals from educators, parents and even self-referrals.

**Program Achievements****Program Output****Sheriff's Prevention Program – PRYDE**

Program participants are in the program for an average of four to five months. Details of the youth served are provided in the table below.

Youth Enrollment					
	FY 2023-24	FY 2024-25			FY Difference
	Total	Q1	Q2	Total	
Youth Referred	304	84	89	173	-131
Program Entries	252	50	80	130	-122
Program Participants	311	126	157	283	-28

Exiting Youth					
	FY 2023-24	FY 2024-25			FY Difference
	FY Total	Q1	Q2	Total	
Exits	292	46	51	97	-195
Completions	245	**	**	**	**
Not Successful	48	<12	<12	<12	**
Partial	18	<12	<12	<12	**
No Progress	<12	<12	<12	<12	<12
Left Program for Unrelated Reason	22	0	<12	<12	**
Avg. Stay (Days)	145	126	129		

\*\*Numbers were omitted for de-identification purposes

Please Note: PRYDE overall enrollment numbers shown above may arise from sources outside the Orange County Sheriff's Department.

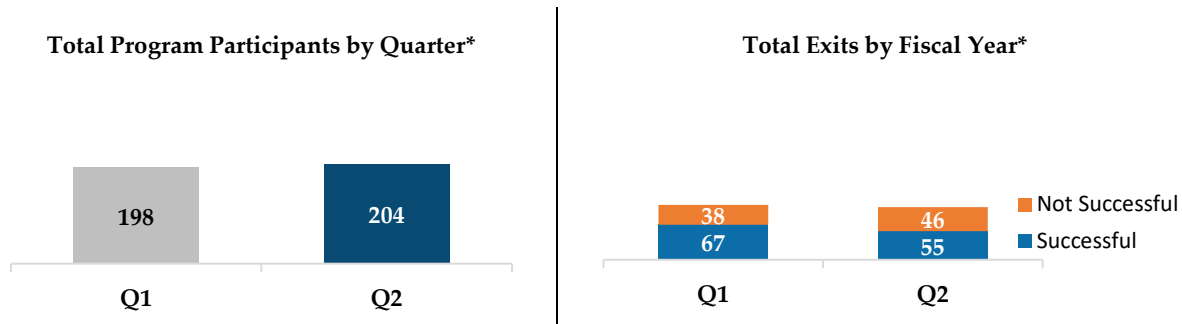
## Challenges and Solutions Quarterly Update

Previous FY Challenge	Current Status on Implementing Solution
<b>Funding Cuts:</b> \$42,065 in services provided and 1 Administrative Division Specialist position donated by Pepperdine University.	Funding increase for FY2024-2025 is covering the vast majority of the prior FY shortfall. Pepperdine University will continue to provide donated services as needed to support this ongoing challenge.

## Intervention/Treatment Program Outputs & Participant Demographics

The following graphs represent the overall program participants and details of program participation for both Quarter 1 and Quarter 2 for FY 2024-25.

### JJCPA Intervention/Treatment Program Participants and Exits by Quarter for FY 2024-25



\*The definition of program participant differs based on program. Program exits may not occur for all participants that entered programs within the quarter due to the length of the program.

Note: Because HCA works with a sub-population of participants within these programs, HCA program participant enrollment and exiting information are not included in Q1 and Q2 totals.

The details for program outputs, participant demographics and city of residence are presented in tables within the following page. These tables provide an overview of program services provided to youth enrolling and exiting youth for all intervention/treatment programs. Participant demographics are presented for those enrolled in the program, and for those who successfully complete the program and those who did not successfully complete the program.

Per guidance from the California Department of Health Care Services (DHCS) and guidance of the Office of Youth and Community Restoration (OYCR), the conservative suppression of counts less than 12 have been suppressed for intervention and treatment program details. For further details for suppression guidelines, links can be found in this report on page 11.

As with prevention and early intervention reporting, overall totals may include duplicated individuals based on services provided to those who re-enter a program during the fiscal year. Additionally, enrolled counts may not match exiting totals due to program length not aligning with fiscal year timeframes. City of residence is captured at time of enrollment.

### JJCPA FY 2022-23 and FY 2023-24 Intervention/Treatment Youth Enrollments with Demographics and Exiting Youth with Demographics

Youth Enrollment					
	FY 2023-24 Total	FY 2024-25			FY Difference
		Q1	Q2	Total	
Youth Referred	486	94	119	213	-273
<b>Program Entries</b>	<b>532</b>	<b>107</b>	<b>111</b>	<b>218</b>	<b>-314</b>
Program Participants	659	198	204	402	-257

Participant Demographics						
		FY 2023-24 Total	FY 2024-25			FY Difference
			Q1	Q2	Total	
Gender	Male	429*	90	91	181	-248
	Female	116*	17	20	37	-79
	Transgender/Non-binary	**	0	0	0	**
Race/ Ethnicity	Hispanic	466*	93	96	189	-277
	White	15*	<12	<12	<12	**
	Black	<12*	<12	<12	12	<12
	Asian/Pacific Islander	**	<12	<12	<12	**
	Other	**	<12	<12	<12	**
Age	11 years old or younger	0	0	0	0	0
	12-15 years-old	188*	31	34	65	-123
	16-17 years-old	106*	62	57	119	13
	18 years-old	**	<12	13	**	**
	19 years-old	**	<12	<12	<12	**
	20-25 years-old	**	<12	<12	<12	**

\*The total reported may be slightly higher because entries marked "less than 12" were not included in the calculations. This means that numbers below 12 have been omitted, potentially increasing the overall total when considered.

\*\* Numbers were omitted for de-identification purposes

Please note: HCA works with a sub-population of participants within these programs, therefore HCA program participant enrollment is not included in totals within this table. HCA participant information is included within program summaries in the following pages.



## JJCPA Intervention/Treatment Program Exits with Youth Demographics

Exiting Youth						
		FY 2023-24	FY 2024-25			FY Difference
		Total	Q1	Q2	Total	
Exits		544	105	101	206	-338
Completions		320*	67	55	122	-198
Not Successful		194*	38	46	84	-110
Partial Completion of Program		<12*	<12	<12	<12	<12
No Progress		120*	27	25	52	-68
Left Program for Unrelated Reason		64*	<12	17	**	**
Demographics of Participants who Completed the Program						
		FY 2023-24	FY 2024-25			FY Difference
		Total	Q1	Q2	Total	
Gender	Male	262	62	47	109	-153
	Female	58	<12	<12	13	-45
	Transgender/non-binary	**	0	0	0	**
Race/ Ethnicity	Hispanic	250*	59	51	110	-140
	White	**	<12	<12	<12	**
	Black	**	<12	<12	<12	**
	Asian/Pacific Islander	**	<12	0	<12	**
	Other	**	<12	<12	<12	**
Demographics of Participants who did not Successfully Complete the Program						
		FY 2023-24	FY 2024-25			FY Difference
		Total	Q1	Q2	Total	
Gender	Male	122*	32	34	66	-56
	Female	45*	<12	<12	15	-30
	Transgender/non-binary	**	0	0	0	**
Race/ Ethnicity	Hispanic	132*	32	38	70	-62
	White	**	<12	<12	<12	**
	Black	**	<12	<12	<12	**
	Asian/Pacific Islander	**	<12	0	<12	**
	Other	**	<12	0	<12	**

\*The total reported may be slightly higher because entries marked "less than 12" were not included in the calculations. This means that numbers below 12 have been omitted, potentially increasing the overall total when considered.

\*\* Numbers were omitted for de-identification purposes

Please note: HCA works with a sub-population of participants within these programs, therefore HCA program participant enrollment is not included in totals within this table. HCA participant information is included within program summaries in the following pages.

## JJCPA FY 2022-23 and FY 2023-24 Intervention/Treatment Youth City of Residence

### Current City of Residence (FY 2024-25)

	Q1	Q2		Q1	Q2
Aliso Viejo	<12	<12	Newport Beach	0	0
Anaheim	18	18	North Tustin	0	0
Anaheim Island	0	0	Olive	0	0
Big Canyon	0	0	Orange	<12	<12
Brea	0	0	Orange Hills	0	0
Buena Park	<12	<12	Orange Park Acres	0	0
Costa Mesa	<12	<12	Placentia	<12	0
Country Club Island	0	0	Portola Hills	0	0
Coto de Caza	0	0	Rancho Mission Viejo	0	0
Covenant Hills	0	0	Rancho Santa Margarita	0	<12
Cypress	<12	0	Robinson Ranch	0	0
Dana Point	0	0	Rossmoor	0	0
Dove Canyon	0	0	San Clemente	0	<12
East Irvine	0	0	San Juan Capistrano	<12	<12
El Modena	0	0	San Juan Hot Springs	0	0
Emerald Bay	0	0	Santa Ana	31	33
Fountain Valley	0	0	Santa Ana Heights	0	0
Fullerton	<12	<12	Santiago Canyon	0	0
Garden Grove	<12	<12	Seal Beach	0	0
Huntington Beach	<12	0	Shady Canyon	0	0
Irvine	<12	<12	Silverado	0	0
La Habra	<12	<12	Stanton	0	<12
La Palma	0	0	Stonecliffe	0	0
Ladera Ranch	0	0	Tonner Canyon	<12	0
Las Flores	0	0	Trabuco Highlands	<12	0
Laguna Beach	0	0	Tustin	<12	<12
Laguna Hills	<12	<12	Tustin Foothills	0	0
Laguna Niguel	<12	0	Villa Park	0	0
Laguna Woods	0	0	Wagon Wheel	0	0
Lake Forest	0	<12	Westminster	<12	<12
Los Alamitos	0	0	Yorba Linda	0	<12
Midway City	<12	0	Out of County	<12	<12
Mission Viejo	0	0	Out of State	0	0
Modjeska Canyon	0	0			

Please note: Because HCA works with a sub-population of participants within these programs, HCA participant city of residence data are not included in totals.

## Intervention/Treatment Program Details & Achievements

### Substance Use Programming

#### Program Goal

The main objective of the Substance Use Program is to address underlying substance use issues. By doing this, the program aims to lower the chances of offenders reoffending, thereby preventing further delinquency and the development of adult criminal behavior. Additionally, the program aims to connect youth with ongoing community resources upon their exit from the Youth Guidance Center (YGC).

#### Lead Agency and Partners

**Probation** – Manages integrated case assessment and planning involving unit staff, education staff and collateral resources, assesses academic skills and development of an individualized plan to address skill deficits by a school counselor, and holds monthly case conferences with the youth and treatment team to discuss youth's progress in the program and transition plan for release back into the community.

**Health Care Agency (HCA)** – Provides a range of mental health services including case management, therapy, psychological assessments, and medication support to children and adolescents in Orange County.

#### Program Staffing

	Full Time Equivalent (FTEs)	
	FY 2023-24	FY 2024-25
	Actuals	Requested
Probation	28.9	42.7
HCA	4.0	4.0
Total	32.9	46.7

#### Financial Input

	Funding Allocation			
	FY 2023-24	FY 2024-25		
	Actuals	Approved Budget	Adjusted Budget	Actuals
Probation	\$ 5,523,849	\$ 6,420,268	\$ 6,420,268	\$ 704,643
HCA	549,551	669,819	669,819	142,209
Total	\$ 6,073,400	\$ 7,090,087	\$ 7,090,087	\$ 846,852

## Objective & Program Details

Substance Use Programs provide intensive drug and alcohol use intervention for male and female youthful offenders who have custody commitments and a history of drug and/or alcohol use. Treatment is offered through YGC, where individualized treatment plans are geared towards a youth's specific needs. Programs include Sobriety Through Education and Prevention (STEP) for female youth and Substance Abuse Education and Recognition Treatment (ASERT) for males.

HCA staff at the YGC provide co-occurring mental health treatment and substance use prevention to reduce mental health symptoms, increase coping skills and/or decrease substance use. An important component of these co-occurring services is to link youth to on-going community resources when they exit the YGC.

## Program Achievements

### Program Output

#### Probation

While youth are typically referred to YGC by a court order, youth can be referred by other means such as a DPO referral or a recommendation while in custody. Due to the varying referral pathways, it remains difficult to capture a true number of youth referred. While referral information is not captured, the Substance Use Program has remained consistent in program entries and participants compared to the previous year.

Youth Enrollment					
	FY 2023-24 Total	FY 2024-25			FY Difference
		Q1	Q2	Total	
Youth Referred	0	0	0	0	0
Program Entries	98	27	25	52	-46
Program Participants	117	40	49	89	-28

Exiting Youth					
	FY 2023-24 Total	FY 2024-25			FY Difference
		Q1	Q2	Total	
Exits	103	16	25	41	-62
Completions	41	<12	<12	17	-24
Not Successful	62	<12	**	24	-38
Partial	*	*	*	*	*
No Progress	15	<12	<12	<12	**

# OCJJCC Quarterly Report

FY 2024-25, 2<sup>nd</sup> Quarter

Left Program for Unrelated Reason	47	<12	<12	**	**
Avg. Stay (Days)	110	123	111		

\*Probation does not track partial completion for this program. Success is gauged by the length of time in the program, requiring at least 72 days for females and 90 days for males. If participants remain in custody for less time, they are deemed unsuccessful and counted in the no progress or left program for reasons unrelated category.

\*\*Number was omitted for de-identification purposes

## Challenges and Solutions Quarterly Update

### Probation

Previous FY Challenges	Current Status on Implementing Solutions
<b>Shorter Commitments and Unexpected Early Release:</b> Designed as a 120-day program to help youth with substance abuse issues, early releases limit the effectiveness of the treatment. The first 60 days are crucial for youth to recognize their need for help, making the full duration essential for successful outcomes.	To address the challenges of shorter commitments and early releases, YGC has updated its policy to accept youth with up to 270 days remaining on their commitment. This extended timeframe allows for more comprehensive program completion and continuous support, improving the effectiveness of substance abuse treatment and overall outcomes.
<b>Increased Opioid Addiction:</b> The rise in youth on Medication Assisted Treatment (MAT) for opioid addiction requires careful coordination with the medical unit to ensure stability before transferring to YGC. However, initiating MAT often causes medical delays, disrupting care continuity and hindering progress in the program.	Youth on Medication Assisted Treatment (MAT) for opioid addiction can now transfer to YGC without disrupting their care, as they will continue to receive MAT on-site. All officers are trained in administering MAT and carry naloxone, ensuring both safety and continuity of treatment throughout the program.
<b>“Declining” Transfer to YGC:</b> Despite being assessed by a DPO or requested by the Court to complete the ASERT program, some youth refuse or decline the transfer for several reasons. This reluctance can pose a challenge to their rehabilitation process and the effectiveness of the treatment they need.	There has been no change in this challenge, as YGC does not accept youth who are unwilling to participate in the ASERT program or who may pose a security risk. Successful rehabilitation requires engagement and commitment and forcing participation could undermine the program’s effectiveness and safety for both staff and other youth.
<b>Most Serious Charges:</b> Youth with serious charges and lengthy commitments face	This continues to be a challenge, as youth with serious charges and lengthy

challenges when requested by the Court to complete the ASERT program. Security issues arise if these youth, who may not have stabilized in custody, are sent to an open camp environment.	commitments may pose security risks if transferred to an open camp environment before stabilizing in custody. However, the recent policy change to accept youth with up to 270 days remaining on their commitment has expanded the pool of eligible youth, providing more options for appropriate transfers.
---	--

**HCA works with a sub-population of participants within this program.**

## Health Care Agency Output

Oftentimes, youth are discharged prior to completion of treatment with HCA and therefore the majority of exit reasons were defined as unrelated to program in both Q1 and Q2. HCA defines successful completion as meeting treatment goals, transitioning to a lower level of care, no longer requiring services, or linkage to other community mental health or substance use providers.

Youth Enrollment for HCA Services in Substance Use Programming					
	FY 2023-24 Total	FY 2024-25			FY Difference
		Q1	Q2	Total	
Youth Referred	74	<12	<12	22	-52
Program Entries	118	<12	<12	22	-96
Program Participants	103	48	43	91	-12

Exiting Youth for HCA Services for those in Substance Use Programming					
	FY 2023-24 Total	FY 2024-25			FY Difference
		Q1	Q2	Total	
Exits*	90	22	23	45	-45
Completions	59	0	0	0	-59
Not Successful	31	22	23	45	14
Partial	0	0	**	**	**
No Progress	0	0	**	**	**
Left Program for Unrelated Reason	31	22	**	**	**
Avg. Stay (Days)	169	N/A	N/A		

\*Completions were omitted from exit total for de-identification purposes

\*\*Number was omitted for de-identification purposes

## Health Care Agency Challenges and Solutions

Previous FY Challenges	Current Status on Implementing Solutions
<b>Medication Assisted Treatment (MAT):</b> Youth prescribed MAT for opioid use while in custody experience challenges staying compliant with MAT services, including substance use disorder treatment services, and when released from custody, they often reporting not feeling ready to stop using drugs.	HCA Mental Health Specialists are assigned to work with youth prescribed MAT while in custody to support compliance with MAT services in the community. They also assist with transportation to substance use disorder treatment programs upon release and provide transportation to intake and initial follow up appointments for intensive outpatient programs.
<b>Electronic Health Record (EHR) Update:</b> A state mandate required HCA to update their EHR, which led to a backlog of service data needing to be entered after the fiscal year ended. Therefore, HCA was unable to track all linkages as this update impacted all County and contracted programs that youth would transition into upon exiting YGC.	BHS providers are continuing to enter and correct the backlog of service data in the county EHR.

## Youth Reporting Centers

### Program Goal

The Youth Reporting Centers (YRCs) aim to minimize the reliance on secure detention by offering a well-structured, community-based alternative confinement option. Its goal is to encourage lawful and productive lifestyles among students and to link youth to on-going community resources when they exit the YRC.

### Lead Agency and Partners

**Probation** – Regular monitoring of youthful offenders' compliance and success utilizing incentives as included in the Probation Juvenile Incentives program approved by the Board of Supervisors and collaborates between county partners and the OC Department of Education.

**Health Care Agency** – Provides services to youth with severe emotional disturbances and transitional-age youth with serious mental illness which includes case management, therapy, psychological testing, and medication support to children and adolescents, aiming to improve their skills for community functioning and manage the impact of disabilities.

### Program Staffing

	Full Time Equivalent (FTEs)	
	FY 2023-24	FY 2024-25
	Actuals	Requested
Probation	13.9	23.8
HCA	7.0	8.0
<b>Total</b>	<b>20.9</b>	<b>31.8</b>

### Financial Input

	Funding Allocation			
	FY 2023-24	FY 2024-25		
	Actuals	Approved Budget	Adjusted Budget	Actuals
Probation	\$ 3,317,379	\$ 4,202,628	\$ 4,202,628	\$ 983,989
HCA	716,278	899,668	899,668	198,621
<b>Total</b>	<b>\$ 4,033,657</b>	<b>\$ 5,102,296</b>	<b>\$ 5,102,296</b>	<b>\$ 1,182,610</b>



## Objective & Program Details

Youth at the YRC attend a full academic program and participate in afternoon group counseling, individual counseling, and drug testing with an emphasis on obtaining and maintaining sobriety. On-site job coaches assist youth in seeking, obtaining, and maintaining employment and vocational training access.

Additionally, for those YRC youth serving a commitment, the Accountability Commitment Program which runs an average of 40 days in FY 2023-24, offers an alternative to traditional incarceration, allowing youth to complete custodial commitments while participating in educational and support services and being supervised via electronic monitoring.

HCA staff at the YRCs provide mental health and substance use services to reduce mental health symptoms, increase coping skills and/or decrease substance use. An important component of these time-limited services is to link youth to on-going community resources when they exit the YRC. Linking them to this on-going treatment supports their recovery.

## Program Achievements

### Program Output

#### Probation

Youth Enrollment					
	FY 2023-24 Total	FY 2024-25			FY Difference
		Q1	Q2	Total	
Youth Referred	318	53	67	120	-198
Program Entries	321	55	58	113	-208
Program Participants	363	89	79	168	-195

Youth Exits					
	FY 2023-24 Total	FY 2024-25			FY Difference
		Q1	Q2	Total	
Exits	327	69	55	124	-203
Completions	222	48	30	78	-144
Not Successful	105	21	25	46	-59
Partial	0	0	0	0	0
No Progress	105*	21	**	0	0
Left Program for Unrelated Reason	0	21	<12	0	**
Avg. Stay (Days)	45	52	47		

\*This number was combined with the "Left Program for Unrelated Reason" total due to the value being less than 12

\*\*Number was omitted for de-identification purposes

## Challenges and Solutions Quarterly Update

### Probation

Previous FY Challenges	Current Status on Implementing Solutions
<b>Staffing Challenges:</b> There are staffing challenges within the Deputy Probation Correction Officer classification which can impact the day-to-day activities at the YRCs.	In September 2024, one additional Deputy Probation Correction Officer was added to each YRC location. The additional staff at each site has improved the supervision of day-to-day activities, round trip transportation for youth, and opportunities for off-site educational field trips at the YRCs.
<b>Temporary Site:</b> The Central YRC is temporarily housed in Anaheim as the new Central YRC site in Santa Ana is under renovation. Since the YRCs provide transportation for youth to and from school, there have been challenges related to picking youth up in South Orange County and driving them to Anaheim.	On November 22, 2024, the Central YRC moved into their new renovated site located in Santa Ana. The ability for the Central YRC to provide transportation to youth has improved.

HCA works with a sub-population of participants within this program

### Health Care Agency Output

Youth Enrollment					
	FY 2023-24 Total	FY 2024-25			FY Difference
		Q1	Q2	Total	
Youth Referred	248	53	67	120	-128
Program Entries	309	55	58	113	-196
Program Participants	282	108	79	187	-95

Exiting Youth					
	FY 2023-24 Total	FY 2024-25			FY Difference
		Q1	Q2	Total	
Exits	267	87	49	136	-131
Completions	136	19	<12	**	**
Not Successful	131	68	**	**	**
Partial	0	0	**	**	**
No Progress	0	0	**	**	**
Left Program for Unrelated Reason	131	68	**	**	**
Avg. Stay (Days)	71	74	58		

\*\*Number was omitted for de-identification purposes

HCA staff at the YRCs offer mental health and substance use services to all youth at the centers, aiming to alleviate mental health symptoms, enhance coping skills, and reduce substance use. A key aspect of these short-term services is connecting youth with ongoing community resources when they leave the YRC and therefore the definition for “Completions” and “Not Successful” may differ compared to Probation.

## Health Care Agency Challenges and Solutions

Previous FY Challenges	Current Status on Implementing Solutions
<b>Parent Engagement and Involvement:</b> Families struggle to follow through with initial appointments, to stay engaged in services and report difficulty finding the time to attend follow up meetings with HCA.	HCA Peer Support Specialists are joining intake sessions with youth and parents to discuss ways to reduce barriers to treatment, including the need for follow up services for parent support and transportation to scheduled appointments with HCA and Probation.
<b>Electronic Health Record (EHR) Update:</b> A state mandate required HCA to update their EHR, which led to a backlog of service data needing to be entered after the fiscal year ended. Therefore HCA was unable to track all linkages as this update impacted all County and contracted programs that youth would transition into upon exiting YRC.	BHS providers are continuing to enter and correct the backlog of service data in the county EHR.

## Juvenile Recovery Court

### Program Goal

Juvenile Recovery Court (JRC) is a court-based intervention program for youth with substance use issues who need specialized assistance and treatment services. The primary goals are to increase sobriety and reduce recidivism while reducing the reliance on incarceration.

### Lead Agency and Partners

**Probation** – Collaborates between county partners reporting to the Probation Officer for progress checks and monitors youthful offenders' success utilizing incentives as included in the Probation Juvenile Incentives program approved by the Orange County Board of Supervisors.

**Health Care Agency (HCA) (Not funded by JJCPA)** – Provides various mental health services, including therapy, assessments, and medication support to children and adolescents, focusing on improving their community functioning and managing their disabilities.

**Public Defender (PD)** – Represents juveniles in the justice system who opt in to participate in this intensive supervision program and ensures that the juvenile's needs are being met by collaborating with HCA, community partners, OCDA, Probation and the Juvenile Court to help the juvenile attain sobriety, stability, and support in the community and ultimately terminate wardship after successfully completing the program.

**District Attorney (OCDA)** – Manages caseloads and participates in the JRC.

**Waymakers** – Waymakers Collaborative Courts Full-Service Partnership (CCFSP) receives no funding from JJCPA but rather is funded by the Mental Health Services Act in collaboration with HCA. CCFSP provides culturally competent in-home and community-based services for youth ages 0-25 struggling with mental illness, truancy, and substance abuse issues.

### Program Staffing

	Full Time Equivalent (FTEs)	
	FY 2023-24	FY 2024-25
	Actuals	Requested
Probation	1.2	4.0
HCA	1.3	0.0
PD	0.1	0.5
OCDA	0.4	0.5
Total	2.9	5.0

## Financial Input

	Funding Allocation			
	FY 2023-24	FY 2024-25		
	Actuals	Approved Budget	Adjusted Budget	Actuals
Probation	\$ 226,676	\$ 594,676	\$ 594,676	\$ 123,336
HCA	101,332	260,000	260,000	-
PD	26,594	75,000	75,000	5,235
OCDA	47,816	111,565	111,565	13,172
<b>Total</b>	<b>\$ 402,418</b>	<b>\$ 1,041,241</b>	<b>\$ 1,041,241</b>	<b>\$ 141,743</b>

## Objective & Program Details

JRC is a collaborative endeavor between the Juvenile Court, District Attorney's Office, Probation Department, Public Defender's Office (and other defense counsel), Health Care Agency, and Waymakers. The JRC program uses a combination of substance use treatment; therapy (individual, group, and family); sanctions; and incentives to rehabilitate youth; empower their families; and prevent reoffending. Program length is dependent upon youth engagement with their services.

The role of the Deputy Probation Officer (DPO) within the JRC collaboration is to monitor progress of the youth within the program, hold the youth accountable through incentives or informal sanctions as needed using an evidence-based approach, administer the drug testing regularly, and provide supervision of the youth in the community. Due to the rapport built with the youths, the DPO has a good understanding of the needs of the youths and can articulate them to the other collaborative partners to ensure the youth's needs are being met by having the right services in place.

HCA assigns a clinician to the JRC collaborative to coordinate all clinical services for youth during their time at JRC. This clinician attends all court sessions and provides updates on therapeutic services to the Court. The primary role of the HCA liaison is case management, ensuring youth are connected to community-based mental health and substance use treatment.

The Waymakers CCFSP offers in-home and community-based services for youth aged 0-25 facing mental illness, truancy, and substance abuse. The program provides comprehensive support through assessment, care planning, case management, and treatment interventions. CCFSP aims to empower youth and their families by promoting recovery, self-efficacy, and social competence across various life domains, ensuring safety and stability at home, school, work, and in the community.

## Program Achievements

### Program Output

Youth Enrollment					
	FY 2023-24 Total	FY 2024-25			FY Difference
		Q1	Q2	Total	
Youth Referred	26	<12	<12	<12	**
Program Entries	17	<12	<12	<12	**
Program Participants	29	17	19	36	7

Exiting Youth					
	FY 2023-24 Total	FY 2024-25			FY Difference
		Q1	Q2	Total	
Exits	15	<12	<12	<12	**
Completions	<12	<12	0	<12	<12
Not Successful	<12	<12	<12	<12	<12
Partial	0	0	0	0	0
No Progress	<12	0	0	0	<12
Left Program for Unrelated Reason	<12	<12	<12	<12	<12
Avg. Stay (Days)	279	347	N/A		

\*\*Number was omitted for de-identification purposes

## Challenges and Solutions

Previous FY Challenges	Current Status on Implementing Solutions
<b>JRC Referrals:</b> There continues to be a challenge with referrals for JRC because of the “rigorous” scheduling of the program and the weekly attendance of court proceedings.	On October 21, 2024, an email was sent to all field DPOs and their managers informing them of space available in the program and who to contact if they had youth on their caseloads who they felt could benefit from the program. Since then, some DPOs have reached out to the DPO assigned to JRC to staff cases with her for possible evaluation for the program; however, it has not had an impact on the number of youths in the program so far. It appears there may also be a lack of buy-in

	from the attorneys for the program as well.
<b>Nitrous Oxide (NOS) Use:</b> There continues to be a concern with NOS use with JRC youth; however, there still hasn't been any testing created to detect the use.	Testing for Nitrous Oxide is still a concern since we are not able to test for it. The DPO continues to keep the line of communication open with JRC youth to assess if NOS is being used by the youth. We will reach out to Redwood Toxicology to see if there are other options to address this concern.
<b>Lack of Residential Facilities for Youth 17 and Under:</b> There is an ongoing challenge in finding residential facilities for youth with severe substance abuse issues.	This topic is a focus in our OC Cares Juvenile TAY/Re-Entry task force with our collaborative partners. We meet monthly and inquire about the efforts being made to locate appropriate residential facilities/resources for youth in Orange County. Although a location or partnership for residential services have not been established at this point, efforts continue to be made to obtain the resources needed. An RFP for services for residential treatment for youth will be released shortly.

## Active Recidivism Reduction Initiative via Engagement (ARRIVE)

### Program Goal

The goal of the Waymakers ARRIVE program is to provide restorative justice practices and intervention services that hold youth accountable for their behaviors while encouraging positive change.

### Lead Agency and Partners

**Probation** – Regular reporting and progress checks of youth at risk of reincarceration, attends pro-social activities and offers support for youth and family.

**Waymakers** – Waymakers provides comprehensive support for at-risk youth and their families to reduce recidivism and promote positive development. It offers administrative oversight, therapeutic interventions, and case management services. Refer to Appendix A.3 for additional information on the contract with Waymakers.

### Program Staffing

	Full Time Equivalent (FTEs)	
	FY 2023-24	FY 2024-25
	Actuals	Requested
Probation	0.03	0.79
Waymakers*	3.50	3.50
<b>Total</b>	<b>3.53</b>	<b>4.29</b>

### Financial Input

	Funding Allocation			
	FY 2023-24	FY 2024-25		
	Actuals	Approved Budget	Adjusted Budget	Actuals
Probation	\$ 136,750	\$ 99,905	\$ 99,905	\$ 7,553
Waymakers*	311,784	329,882	329,882	-
<b>Total</b>	<b>\$ 448,534</b>	<b>\$ 429,787</b>	<b>\$ 429,787</b>	<b>\$ 7,553</b>

\*Contracted services through Probation

### Objective & Program Details

The six-month program aims to support the youth, their families, victims, and the community by addressing criminogenic needs and helping youth complete court-ordered sanctions. By focusing on maximizing strengths, the program seeks to reduce recidivism and promote long-term



positive outcomes. The main components of the program include clinical assessment, individual and family counseling, case management, career and educational support, community service support, and various specialized counseling services.

## Program Achievements

### Program Output

Youth Enrollment					
	FY 2023-24 Total	FY 2024-25			FY Difference
		Q1	Q2	Total	
Youth Referred	128	32	47	79	-49
Program Entries	84	22	22	44	-40
Program Participants	117	52	57	109	-8

Exiting Youth					
	FY 2023-24 Total	FY 2024-25			FY Difference
		Q1	Q2	Total	
Exits	84	16	18	34	-50
Completions	57	<12	**	**	**
Not Successful	27	<12	<12	<12	**
Partial	<12	<12	<12	<12	<12
No Progress	0	0	0	0	0
Left Program for Unrelated Reason	17	0	0	0	-17
Avg. Stay (Days)	160	171	162		

\*\*Number was omitted for de-identification purposes

## Challenges and Solutions

Previous FY Challenges	Current Status on Implementing Solutions
<b>Waitlist:</b> In FY 2023-24, ARRIVE received 128 referrals for the 50 slots. 84 of 128 were enrolled into the allowed 50 contracted slots. At times there is a waitlist to enroll in ARRIVE services because the need is greater than the staffing pattern.	<ul style="list-style-type: none"> <li>Waymakers notifies Probation weekly of waitlist.</li> <li>After year One's data was analyzed we redistributed the staffing plan and modified a Youth Partner position into a Case Manager position to serve 25 more clients</li> </ul>

	<p>concurrently with the other Case Manager so that 50 clients could be served at any given time.</p> <ul style="list-style-type: none"> <li>• Waymakers has proposed on multiple occasions the need for expansion of at least an additional 1.0 FTE Clinician for the ARRIVE program to fit demand of referrals received.</li> <li>• Waymakers has requested use of Clinical Practicum Trainees to provide services at no cost to assist with the waitlist. Request still pending a response.</li> <li>• The waitlist is addressed by priority needs rather than the order the referral was received.</li> <li>• Referrals are also screened to see if they meet criteria for a higher level of care due to their unmanaged higher mental health, ARRIVE links them with Waymakers' YOW, a Full Service Partnership.</li> <li>• Probation has worked internally to train new probation officers on the importance of referring youth with the highest complex needs to OC Wraparound rather than ARRIVE. OC Wraparound already has the infrastructure in place to service high need youth and the program is being underutilized. This internal measure should decrease the wait list for ARRIVE services.</li> </ul>
<p><b>Adult Participation:</b> A bulk of youth's parents did not want to participate in services but the youth was willing.</p>	<ul style="list-style-type: none"> <li>• Waymakers requests that a parent/guardian is present at client intake and participates in treatment. If a parent declines to participate, clients are able to consent for</li> </ul>

	<p>themselves so that they can complete successfully.</p> <ul style="list-style-type: none"> <li>• Waymakers continues to offer parents, to attend Waymakers Parent Project ® for parenting classes, family therapy and referral and linkage if needed and accepted.</li> <li>• Waymakers communicates with active parents regarding their child's progress in the ARRIVE program.</li> </ul>
<p><b>6-Month Time Limit:</b> The program could offer additional impact on decreasing the risk level for youth to re-offend.</p>	<ul style="list-style-type: none"> <li>• Waymakers has proposed on multiple occasions the need to expand the time limit to address clients with a higher level of need. To assist in maintaining stability to reduce re-offending.</li> </ul>

## Appendix

### Appendix A – Community-Based Organizations Funded by JJCPA

#### A.1 Boys & Girls Club of Garden Grove

In January 2022, the Orange County Board of Supervisors (BOS) approved a Subrecipient Agreement with the Orange County Department of Education (OCDE) for the Truancy Response Program. The Truancy Response Program is a cooperative effort to address the problem of chronic truancy in Orange County schools, the primary goal of which is to reduce school trancies and absences in order to increase the change of youths' future success. Through the Subrecipient Agreement, the County provides JJCPA grant funds, as approved annually by the OCJJCC for the OCDE to administer services for the Truancy Response Program.

In turn, the OCDE has contracted with the Boys and Girls Club of Garden Grove (BGCGG) to perform work described in Attachment A, Scope of Work, to Agreement Number 10000535 to administer the Truancy Response Program. The information below pertains to the agreement between the OCDE and BGCGG.

**JJCPA Program:** Truancy Response Program

**OCDE Contract With:** Boys and Girls Club of Garden Grove

**Contract #:** OCDE Agreement # 10000535

**Contract Term:** 01/03/2022 – 06/30/2025

**JJCC Metrics Included in Contract?:** Yes

**Annual Amount:** \$400,000

**FY 2023-24 Actuals:** \$400,000

**FY 2024-25 Actuals\* as of 12/31/24:** \$106,331

\*Actuals reflect expenditures claimed to date, not expenditures incurred. Claims are submitted 45 days in arrears.

Boys & Girls Club Staffing	FTE
VP Community Impact	0.10
Program Director	1.00
Field Liaison	3.00
Parent Instructor	1.00
Clinical Supervisor	0.25
Intake Coordinator	0.50
Finance Manager	0.10
<b>Total</b>	<b>5.95</b>

FTE = Full Time Equivalent

## A.2 Pepperdine University, PRYDE

In June 2021, the BOS approved a contract between the Sheriff's Department and Pepperdine University to operate the Youth Diversion & Education (PRYDE) program, a juvenile diversion and counseling program in collaboration with the Sheriff's Department and Probation Department. The PRYDE program aligns with the Sheriff Department's Juvenile Services Bureau approach, focusing on diverting juveniles from criminal behavior and substance abuse. The program emphasizes early intervention, evaluation, treatment and referral.

**JJCPA Program:** Sheriff's Prevention Program

**Contracted with:** Sheriff's Department

**Contract #:** MA-060-21011079

**Contract Term:** 07/01/2021 – 06/30/2025

**JJCC Metrics Included in Contract?:** Yes

**Annual Amount:** \$394,939

**FY 2023-24 Actuals:** \$394,939

**FY 2024-25 Actuals\* as of 12/31/24:** \$0

\*Actuals reflect expenditures claimed to date, not expenditures incurred. Claims are submitted 45 days in arrears.

PRYDE Staffing	FTE
Program Manager & Psychologist (50/50%)	1.00
Psychologist	0.10
Administrative Diversion Specialist	1.50
Senior Diversion Specialist	1.00
<b>Total</b>	<b>3.60</b>

FTE = Full Time Equivalent

## A.3 Waymakers

In April 2022, the BOS approved a contract between the Probation Department and Waymakers to provide services under the Active Recidivism Reduction Initiative via Engagement (ARRIVE) program to youth referred by Probation. The program aims at reducing the risk of youth reoffending or violating the terms and conditions of their probation by providing them with individual and group services such as parent empowerment/resilience training, substance abuse/relapse prevention and coping skills to support positive peer relationships.

**JJCPA Program:** Active Recidivism Reduction Initiative via Engagement (ARRIVE)

**Contracted with:** Probation

**Contract #:** MA-057-22011069

**Contract Term:** 05/01/2022 – 04/30/2025

**JJCC Metrics Included in Contract?:** Yes

**Annual Amount:** \$329,882

**FY 2023-24 Actuals:** \$311,784

**FY 2024-25 Actuals\* as of 12/31/24:** \$0

\*Actuals reflect expenditures claimed to date, not expenditures incurred. Claims are submitted 45 days in arrears.

Waymakers Staffing	FTE
Director of Youth Development	In Kind
Program Director	In Kind
Diversion Supervisor	0.50
Licensed Clinical Supervisor	In Kind
Diversion Counselor (Bilingual)	1.00
Diversion Specialist (Bilingual)	1.00
Youth Partner (Bilingual)	1.00
<b>Total</b>	<b>3.50</b>

FTE = Full Time Equivalent

## Appendix B – Links to Resources

### Council/Subcommittees:

- **Orange County Juvenile Justice Coordinating Council**  
<https://ocprobation.ocgov.com/communications/committees/orange-county-juvenile-justice-coordinating-council>
- **SB 823 Subcommittee of the Orange County Juvenile Justice Coordinating Council**  
<https://ocprobation.ocgov.com/page/sb-823-subcommittee-orange-county-juvenile-justice-coordinating-council>

### SB 823 Juvenile Justice Realignment:

- **Senate Bill 823 - DJJ Realignment Implementation**  
[https://www.bscc.ca.gov/s\\_djjrealignment/](https://www.bscc.ca.gov/s_djjrealignment/)
- **Orange County's Juvenile Justice Realignment Block Grant County Plan**  
<https://ocprobation.ocgov.com/communications/committees/orange-county-juvenile-justice-coordinating-council>

### Juvenile Justice Crime Prevention Act (JJCPA):

- **Juvenile Justice Crime Prevention Act and the Youthful Offender Block Grant Program**  
[https://www.bscc.ca.gov/s\\_jjcpayobgjuvjuscrimeprevact/](https://www.bscc.ca.gov/s_jjcpayobgjuvjuscrimeprevact/)
- **Board of State and Community Corrections 2023-2024 County JJCPA-YOBG Plans**  
<https://www.bscc.ca.gov/2023-2024-county-jjcpa-yobg-plans/>
- **Orange County's JJCPA-YOBG Plan**  
<https://ocprobation.ocgov.com/communications/committees/orange-county-juvenile-justice-coordinating-council>

## Appendix C – Supplemental Report: 2024 JJCPA Funding Opportunity

On February 29, 2024, the OCJJCC directed the County Executive Office to develop a project proposal and approval process whereby community-based organizations may submit a request for funding for new juvenile-based prevention and intervention programs. On July 25, 2024, the OCJJCC approved the proposed process and allocated \$225,000 from JJCPA funds for FY 2024-25 to solicit proposals from community-based organizations. On August 1, 2024, the JJCPA Funding Opportunity was made publicly available for the submittal of applications for funding requests. The submission period closed on August 31, 2024, with nine project proposals received.

A working group consisting of one representative each from the Courts, District Attorney, Probation, Public Defender, and Sheriff-Coroner, reviewed the applications and provided recommendations to the OCJJCC at the October 24, 2024, Regular meeting. The OCJJCC approved an increase to the total funding from \$225,000 to \$1,134,498 and awarded funding to all nine proposals. On January 14, 2025, seven of the nine agreements were presented to and approved by the Board of Supervisors. The agreements are effective through December 31, 2025. The remaining two agreements will be presented for Board approval at a later date.

Additional program information, including metrics, outcomes, and success stories will be incorporated into future OCJJCC Reports following the implementation of the programs. Presented below is a list of the seven programs set to launch in FY 2024-25 and the two pending programs. The submitted proposals are included in the OCJJCC Meeting Agenda packet for the October 24, 2024, meeting, which can be found online.

Award Recipient	Program	Award Amount
Carpenter Training Partners	Construction Training	\$ 137,524
Project Kinship	Kinship Center	225,000
The Prism Way	Criminals and Gang Members Anonymous (CGA), Whole Integration of Self Education (WISE) program	161,442
Project Youth OC	SHORTSTOP	50,000
Boys and Girls Club of Garden Grove	Family and Youth Outreach Program	15,000
Human Works Foundation	RISEUP Pre-Vocational Training Program	225,000
H.I.R.E	TIME Mentoring	85,532
<b>Effective January 2025</b>		<b>\$ 899,498</b>
H.I.R.E <sup>[1]</sup>	Youth Resource Fair	10,000
Waymakers <sup>[2]</sup>	OC GRIP Case Management	225,000
<b>Deferred to FY 2025-26</b>		<b>\$ 235,000</b>
<b>Total 2024 JJCPA Funding Opportunity</b>		<b>\$ 1,134,498</b>

[1] One-time event anticipated to occur in FY 2025-26.

[2] Existing contract with HCA expires 6/30/25. The request is to establish a new agreement effective 7/1/25 - 6/30/25 when funding from MHSA ends.





APPLICATION FOR COUNTY OF ORANGE  
BOARD, COMMISSION OR COMMITTEE

(FOR COUNTY USE ONLY)

Return to: Clerk of the Board of Supervisors  
400 W. Civic Center Dr., 6th Floor  
Santa Ana, California 92701  
Email: [response@ocgov.com](mailto:response@ocgov.com)  
Website: <https://cob.ocgov.com/>

**Instructions:** Please complete each section below. Be sure to enter the title of the Board, Commission or Committee for which you desire consideration and attach a resume. For information or assistance, please contact the Clerk of the Board of Supervisor's Office at (714) 834-2206. Please print in ink or type.

**NAME OF BOARD, COMMISSION, OR COMMITTEE TO WHICH YOU ARE APPLYING FOR MEMBERSHIP. SEE LIST AT <https://cob.ocgov.com/boards-commissions-committees/bcc-name-list-and-contact-information>**

JJCC

SUPERVISORIAL DISTRICT IN WHICH YOU RESIDE: ☒ First ☐ Second ☐ Third ☐ Fourth ☐ Fifth

APPLICANT NAME AND RESIDENCE ADDRESS:

Amir

El-Farra

First Name

Middle Name (Optional)

Last Name

Street Address

City

State

Zip Code

Home Phone Number

Cell Phone Number

Email Address

CURRENT EMPLOYER: City of Garden Grove

OCCUPATION/JOB TITLE: Police Chief

BUSINESS ADDRESS:

BUSINESS PHONE NUMBER:

☐ **EMPLOYMENT HISTORY:** Please attach a resume to this application and provide any information that would be helpful in evaluating your application. **A RESUME MUST BE ATTACHED TO YOUR APPLICATION.**

ARE YOU A CITIZEN OF THE UNITED STATES: ☒ YES ☐ NO

IF NO, NAME OF COUNTRY OF CITIZENSHIP:

ARE YOU A REGISTERED VOTER? ☒ YES ☐ NO

IF YES, NAME COUNTY YOU ARE REGISTERED IN: Los Angeles

**LIST ALL CURRENT PROFESSIONAL OR COMMUNITY ORGANIZATIONS AND SOCIETIES OF WHICH YOU ARE A MEMBER.**

<u>ORGANIZATION/SOCIETY</u>	<u>FROM (MO./YR.)</u>	<u>TO (MO./YR.)</u>
IACP	1/1/2023	Current
CA Police Chief's	1/1/2023	Current
OC Police Chief's & Sheriff Association	1/1/2023	Current

**WITHIN THE LAST FIVE YEARS, HAVE YOU BEEN AFFILIATED WITH ANY BUSINESS OR NONPROFIT AGENCY(IES)?** ☐ YES ☒ NO

**DO YOU OWN REAL OR PERSONAL PROPERTY OR HAVE FINANCIAL HOLDING WHICH MIGHT PRESENT A POTENTIAL CONFLICT OF INTEREST?** ☐ YES ☒ NO

**HAVE YOU BEEN CONVICTED OF A FELONY OR MISDEMEANOR CRIME SINCE YOUR 18TH BIRTHDAY? YOU ARE NOT REQUIRED TO DISCLOSE ANY OF THE FOLLOWING: ARRESTS OR DETENTIONS THAT DID NOT RESULT IN A CONVICTION; CONVICTIONS THAT HAVE BEEN JUDICIALLY DISMISSED, EXPUNGED OR ORDERED SEALED; INFORMATION CONCERNING REFERRAL TO AND PARTICIPATION IN ANY PRETRIAL OR POSTTRIAL DIVERSION PROGRAM; AND CERTAIN DRUG RELATED CONVICTIONS THAT ARE OLDER THAN TWO YEARS, AS LISTED IN CALIFORNIA LABOR CODE § 432.8 (INCLUDING VIOLATIONS OF CALIFORNIA HEALTH AND SAFETY CODE SECTIONS 11357(B) AND (C), 11360(C) 11364, 11365 AND 11550 – AS THEY RELATE TO MARIJUANA)?**

☐ YES ☒ NO

**IF YES, PLEASE EXPLAIN AND ATTACH ADDITIONAL SHEETS, IF NECESSARY.**

**PLEASE BRIEFLY EXPLAIN WHY YOU WISH TO SERVE ON THIS BOARD, COMMITTEE, OR COMMISSION. ATTACH ADDITIONAL SHEETS, IF NECESSARY.**

Collaborate with Law Enforcement communities in Orange Count

**DATE:** 12/04/2024

**APPLICANTS SIGNATURE:** 

**CLERK OF THE BOARD OF SUPERVISORS USE ONLY – DO NOT WRITE BELOW THIS LINE**

Date Received: \_\_\_\_\_ Received by: \_\_\_\_\_  
Deputy Clerk of the Board of Supervisors

Date referred: \_\_\_\_\_

To: ☐ BOS District 1 ☐ BOS District 2 ☐ BOS District 3 ☐ BOS District 4 ☐ BOS District 5

☐ All BOS ☐ BCC Contact Person Name \_\_\_\_\_

# AMIR EL-FARRA

Garden Grove Police Department

Desk:

Cell:

## EXPERIENCE

**JANUARY 1, 2023 – PRESENT**

**CHIEF OF POLICE**

**JANUARY 9, 2021 – DECEMBER 31, 2022**

**DEPUTY CHIEF**

- RE-ASSIGNED TO THE ADMINISTRATIVE SERVICES BUREAU IN JANUARY 2022.

**MARCH 9, 2019 – JANUARY 8, 2021**

**POLICE CAPTAIN**

- ASSIGNED TO THE COMMUNITY POLICING BUREAU.

**AUGUST 27, 2016 – MARCH 8, 2019**

**POLICE LIEUTENANT**

- SERVED AS A WATCH COMMANDER FOR THE COMMUNITY POLICING BUREAU.
- SERVED AS A LIEUTENANT FOR THE SPECIAL SERVICES BUILDING IN JULY 2017.

**JANUARY 4, 2014 – AUGUST 26, 2016**

**POLICE SERGEANT**

**NOVEMBER 23, 2013 – JANUARY 3, 2014**

**POLICE (ACTING) SERGEANT**

**APRIL 19, 2008 – NOVEMBER 22, 2013**

**POLICE OFFICER**

- WORKED A VARIETY OF SHIFTS IN BOTH EAST AND WEST DIVISION PATROL.
- ENTERED THE GANG SUPPRESSION UNIT IN JANUARY 2010.

## EDUCATION



**HUMBOLDT STATE UNIVERSITY**

## AFFILIATIONS

- Garden Grove Police Association
- California Police Chief's Association
- Garden Grove Chief's Advisory Council
- International Association of Chiefs of Police
- OC Community Corrections Partnership
- Juvenile Justice Coordinating Council
- OC Chiefs of Police and Sheriff's Association
- Garden Grove Homeless Taskforce Committee



APPLICATION FOR COUNTY OF ORANGE  
BOARD, COMMISSION OR COMMITTEE

(FOR COUNTY USE ONLY)

Return to: Clerk of the Board of Supervisors  
400 W. Civic Center Dr., 6th Floor  
Santa Ana, California 92701  
Email: [response@ocgov.com](mailto:response@ocgov.com)  
Website: <https://cob.ocgov.com/>

**Instructions:** Please complete each section below. Be sure to enter the title of the Board, Commission or Committee for which you desire consideration and attach a resume. For information or assistance, please contact the Clerk of the Board of Supervisor's Office at (714) 834-2206. Please print in ink or type.

**NAME OF BOARD, COMMISSION, OR COMMITTEE TO WHICH YOU ARE APPLYING FOR MEMBERSHIP. SEE LIST AT <https://cob.ocgov.com/boards-commissions-committees/bcc-name-list-and-contact-information>**

Juvenile Justice Council

SUPERVISORIAL DISTRICT IN WHICH YOU RESIDE: ☐ First ☐ Second ☐ Third ☐ Fourth ☒ Fifth

APPLICANT NAME AND RESIDENCE ADDRESS:

Fred

LaPuzza

First Name

Middle Name (Optional)

Last Name

10000

Costa Mesa

CA

Street Address

City

State

Zip Code

Home Phone Number

Cell Phone Number

Email Address

CURRENT EMPLOYER: Roman Catholic Diocese of Orange

OCCUPATION/JOB TITLE: Director, Office of Restorative Justice

BUSINESS ADDRESS:

BUSINESS PHONE NUMBER:

☐ **EMPLOYMENT HISTORY:** Please attach a resume to this application and provide any information that would be helpful in evaluating your application. **A RESUME MUST BE ATTACHED TO YOUR APPLICATION.**

ARE YOU A CITIZEN OF THE UNITED STATES: ☐ YES ☐ NO

IF NO, NAME OF COUNTRY OF CITIZENSHIP:

ARE YOU A REGISTERED VOTER? ☐ YES ☐ NO

IF YES, NAME COUNTY YOU ARE REGISTERED IN: Orange

**LIST ALL CURRENT PROFESSIONAL OR COMMUNITY ORGANIZATIONS AND SOCIETIES OF WHICH YOU ARE A MEMBER.**

<u>ORGANIZATION/SOCIETY</u>	<u>FROM (MO./YR.)</u>	<u>TO (MO./YR.)</u>
_____	_____	_____
_____	_____	_____
_____	_____	_____

**WITHIN THE LAST FIVE YEARS, HAVE YOU BEEN AFFILIATED WITH ANY BUSINESS OR NONPROFIT AGENCY(IES)?** ☐ YES ☐ NO

**DO YOU OWN REAL OR PERSONAL PROPERTY OR HAVE FINANCIAL HOLDING WHICH MIGHT PRESENT A POTENTIAL CONFLICT OF INTEREST?** ☐ YES ☐ NO

**HAVE YOU BEEN CONVICTED OF A FELONY OR MISDEMEANOR CRIME SINCE YOUR 18TH BIRTHDAY? YOU ARE NOT REQUIRED TO DISCLOSE ANY OF THE FOLLOWING: ARRESTS OR DETENTIONS THAT DID NOT RESULT IN A CONVICTION; CONVICTIONS THAT HAVE BEEN JUDICIALLY DISMISSED, EXPUNGED OR ORDERED SEALED; INFORMATION CONCERNING REFERRAL TO AND PARTICIPATION IN ANY PRETRIAL OR POSTTRIAL DIVERSION PROGRAM; AND CERTAIN DRUG RELATED CONVICTIONS THAT ARE OLDER THAN TWO YEARS, AS LISTED IN CALIFORNIA LABOR CODE § 432.8 (INCLUDING VIOLATIONS OF CALIFORNIA HEALTH AND SAFETY CODE SECTIONS 11357(B) AND (C), 11360(C) 11364, 11365 AND 11550 – AS THEY RELATE TO MARIJUANA)?**

☐ YES ☐ NO

**IF YES, PLEASE EXPLAIN AND ATTACH ADDITIONAL SHEETS, IF NECESSARY.**

**PLEASE BRIEFLY EXPLAIN WHY YOU WISH TO SERVE ON THIS BOARD, COMMITTEE, OR COMMISSION. ATTACH ADDITIONAL SHEETS, IF NECESSARY.**

**DATE:** \_\_\_\_\_ **APPLICANTS SIGNATURE:** Fred LaPuzza

**CLERK OF THE BOARD OF SUPERVISORS USE ONLY – DO NOT WRITE BELOW THIS LINE**

Date Received: \_\_\_\_\_ Received by: \_\_\_\_\_ Deputy Clerk of the Board of Supervisors

Date referred: \_\_\_\_\_

To: ☐ BOS District 1 ☐ BOS District 2 ☐ BOS District 3 ☐ BOS District 4 ☐ BOS District 5  
☐ All BOS ☐ BCC Contact Person Name \_\_\_\_\_

## Fred LaPuzza

### Education

---

- South High School graduate, Omaha, NE. 1974
- Santa Ana College 1989
- Biblical Studies Certification, Institute for Pastoral Ministry, Diocese of Orange 2002
- Substance Abuse Prevention Certification, Community Service Projects (CSP) 2008
- Advanced Level Master Catechist, Institute for Pastoral Ministry Diocese of Orange 2010
- Correctional Chaplaincy Program Certification, O.C. Sheriff's Dept. 2014
- Certificate of Completion, Superior Court of CA. O.C. Leadership Academy 2015
- Certificate of Participation Trauma and Recovery Program, Cal. State Fullerton 2020

### Work Experience

---

*Director, Office of Restorative/Detention Ministry, Catholic Diocese of Orange 2003-Present*

- Currently oversee administrative duties and manage detention ministry to those incarcerated in all O.C. jails, juvenile detention facilities, Santa Ana City jail in addition to foster care youth at Orangewood Children's Home
- Supervise ministry staff and a volunteer team of 130 providing religious services in adult jails and juvenile facilities
- Recruit, screen and train volunteers providing over 90 scheduled religious services per week in all O.C. juvenile and adult correctional facilities combined
- Develop training certification curriculums and instruct volunteers in providing pastoral services to incarcerated populations
- Work in close partnership with the O.C. Sheriff's Dept., Probation Dept., Santa Ana PD and Social Services administration who manage the facilities and populations served
- Work in close collaboration with local government agencies (i.e. Public Defenders Office, DA's Office, O.C. Healthcare, O.C. Dept. of Ed) and numerous community non-profits to provide comprehensive re-entry resources and services
- Oversee grant projects and funds received from Catholic Campaign for Human Development allocated to CBO's for restorative justice and reentry projects
- Provide resource referrals to those released from custody and their families
- Advocate for restorative justice legislation in partnership with the California Catholic Conference of Bishops Legislative Network, in Sacramento
- Provided faith formation activities designed to provide youth with a Christian experience or encounter with our Lord
- Work in collaboration with diocesan restorative justice directors throughout the state to form statewide criminal justice reform campaigns that promote reduction in recidivism, rehabilitation movements and practices, and increase in public safety

## **Prior Work Experience**

---

- Senior Claim Representative, Allstate Insurance Co. settling property liability claims and prepared arbitration cases 1989-1996
- Former Parish Youth Minister, St. Joachim's Church Costa Mesa. Implemented and managed high school, Jr. high and young adult ministries designed to serve the pastoral needs of parish community youth 1996 – 2003
- Advisory Committee member for Lives Worth Saving Gang Outreach Project, spearheaded by Chief Probation Officer Colleen Presiado 2007-2010
- Advisory Committee member for the O.C. Prop. 47 Initiative spear headed by the O.C. Health Care Agency 2010-2014
- O.C. juvenile facility volunteer (VIP) with the Catholic Diocese 1988-2003
- Developed and maintained Santa Ana Street Gang Outreach and Intervention program providing alternatives to gang and criminal life that included providing pastoral care and resources for at risk and gang involved youth 1989-2003
- Provided community outreach service projects for neighborhood probationary youth and those at risk
- Developed Peer Ministry curriculum and instructed youth in providing outreach to their peers

## **Awards**

---

1. Certificate of Appreciation, O.C. Probation Dept. 1991
2. Certificate of Recognition, Outstanding Youth Worker, Community Service Programs (CSP) 2003
3. Certificate of Congressional Recognition, Social Work, Ambassador of Peace Award, O.C. Violence Prevention Coalition 2005



## OFFICE OF RESTORATIVE JUSTICE NON-PROFIT AFFILIATIONS

My office was a grant partner with the following community non-profits. I allocated funds provided by the Catholic Campaign for Human Development, for the purpose of assisting in the implementation, development and/or support of community restorative justice initiatives intended to accomplish systemic reform within the justice system.

1. Padres Unidos – 2015 - 2020
2. Project Kinship – 2014 - 2015
3. Hub for Integration, Reentry & Employment – 2021- 2023
4. St. Boniface Catholic Parish & Phoenix Arise Criminal & Gangs Anonymous Reentry Program – 2023 - 2024

Fred LaPuzza



APPLICATION FOR COUNTY OF ORANGE  
BOARD, COMMISSION OR COMMITTEE

(FOR COUNTY USE ONLY)

Return to: Clerk of the Board of Supervisors  
400 W. Civic Center Dr., 6th Floor  
Santa Ana, California 92701  
Email: [response@ocgov.com](mailto:response@ocgov.com)  
Website: <https://cob.ocgov.com/>

**Instructions:** Please complete each section below. Be sure to enter the title of the Board, Commission or Committee for which you desire consideration and attach a resume. For information or assistance, please contact the Clerk of the Board of Supervisor's Office at (714) 834-2206. Please print in ink or type.

**NAME OF BOARD, COMMISSION, OR COMMITTEE TO WHICH YOU ARE APPLYING FOR MEMBERSHIP. SEE LIST AT <https://cob.ocgov.com/boards-commissions-committees/bcc-name-list-and-contact-information>**

Orange County Juvenile Justice Coordinating Council (JJCC)

SUPERVISORIAL DISTRICT IN WHICH YOU RESIDE: ☒ First ☐ Second ☐ Third ☐ Fourth ☐ Fifth

APPLICANT NAME AND RESIDENCE ADDRESS:

Melissa Lynn Del Rio  
First Name Middle Name (Optional) Last Name  
Fountain Valley CA  
Street Address City State Zip Code  
Home Phone Number Cell Phone Number  
Email Address

CURRENT EMPLOYER: Orange County Superior Court

OCCUPATION/JOB TITLE: Deputy Chief of Operations

BUSINESS ADDRESS: \_\_\_\_\_

BUSINESS PHONE NUMBER: \_\_\_\_\_

☒ **EMPLOYMENT HISTORY:** Please attach a resume to this application and provide any information that would be helpful in evaluating your application. **A RESUME MUST BE ATTACHED TO YOUR APPLICATION.**

ARE YOU A CITIZEN OF THE UNITED STATES: ☒ YES ☐ NO

IF NO, NAME OF COUNTRY OF CITIZENSHIP: n/a

ARE YOU A REGISTERED VOTER? ☒ YES ☐ NO

IF YES, NAME COUNTY YOU ARE REGISTERED IN: Orange

LIST ALL CURRENT PROFESSIONAL OR COMMUNITY ORGANIZATIONS AND SOCIETIES OF WHICH YOU ARE A MEMBER.

ORGANIZATION/SOCIETY

FROM (MO./YR.)

TO (MO./YR.)

n/a

WITHIN THE LAST FIVE YEARS, HAVE YOU BEEN AFFILIATED WITH ANY BUSINESS OR NONPROFIT AGENCY(IES)? ☒ YES ☐ NO

DO YOU OWN REAL OR PERSONAL PROPERTY OR HAVE FINANCIAL HOLDING WHICH MIGHT PRESENT A POTENTIAL CONFLICT OF INTEREST? ☐ YES ☒ NO

HAVE YOU BEEN CONVICTED OF A FELONY OR MISDEMEANOR CRIME SINCE YOUR 18TH BIRTHDAY? YOU ARE NOT REQUIRED TO DISCLOSE ANY OF THE FOLLOWING: ARRESTS OR DETENTIONS THAT DID NOT RESULT IN A CONVICTION; CONVICTIONS THAT HAVE BEEN JUDICIALLY DISMISSED, EXPUNGED OR ORDERED SEALED; INFORMATION CONCERNING REFERRAL TO AND PARTICIPATION IN ANY PRETRIAL OR POSTTRIAL DIVERSION PROGRAM; AND CERTAIN DRUG RELATED CONVICTIONS THAT ARE OLDER THAN TWO YEARS, AS LISTED IN CALIFORNIA LABOR CODE § 432.8 (INCLUDING VIOLATIONS OF CALIFORNIA HEALTH AND SAFETY CODE SECTIONS 11357(B) AND (C), 11360(C) 11364, 11365 AND 11550 – AS THEY RELATE TO MARIJUANA)?

☐ YES ☒ NO

IF YES, PLEASE EXPLAIN AND ATTACH ADDITIONAL SHEETS, IF NECESSARY.

n/a

PLEASE BRIEFLY EXPLAIN WHY YOU WISH TO SERVE ON THIS BOARD, COMMITTEE, OR COMMISSION. ATTACH ADDITIONAL SHEETS, IF NECESSARY.

Please see attached.

DATE: 1/15/2025

APPLICANTS SIGNATURE:

*McLissa Del Rio*

**CLERK OF THE BOARD OF SUPERVISORS USE ONLY – DO NOT WRITE BELOW THIS LINE**

Date Received: \_\_\_\_\_ Received by: \_\_\_\_\_

Deputy Clerk of the Board of Supervisors

Date referred: \_\_\_\_\_

To: ☐ BOS District 1 ☐ BOS District 2 ☐ BOS District 3 ☐ BOS District 4 ☐ BOS District 5

☐ All BOS ☐ BCC Contact Person Name \_\_\_\_\_

## MELISSA L. DEL RIO

---

### SUMMARY PROFILE

Dedicated and seasoned professional with a Bachelor of Arts degree in Criminology, Law and Society, and a Master of Public Administration in Organizational Leadership, offering 17 years of comprehensive experience in court administration.

### HIGHLIGHTS

- Demonstrates talent in leadership via mentorship and recognition of outstanding work, and setting high expectations and standards for staff members to ensure organizational goals are met
  - Possesses exceptional oral and written communication skills to articulate ideas, recommendations, and sensitive policy issues within internal and external customer environments
  - Strong ethical awareness that instills trust and builds teamwork to achieve the Court's goals, managing competing priorities with limited resources and a creative collaborative approach
  - Efficiently leads short and long-range planning efforts, emphasizing policy and procedure development to enhance operational effectiveness
  - Effective manager of multiple budgets, cost centers, and grant activity to enhance and promote continuous process improvement and unit advocacy
- 

### PROFESSIONAL EXPERIENCE

#### SUPERIOR COURT OF CA / Orange County, CA

Lamoreaux Justice Center - Orange

June 2024 – Present

##### **Deputy Chief Operations Officer | Lamoreaux Justice Center**

Under general direction of the Chief of Operations, the role manages the operation of six divisions that have multiple sections and/or locations primarily supporting Juvenile and Family Law Operations, the Juvenile Collaborative Courts, Self Help Services, and Court Reporter Services. Works closely with judicial officers, executive management, and stakeholders to plan, implement, and monitor Court programs, policies, and procedures. The Deputy Chief Operations Officer is responsible for assisting the Chief Operations Officer in the overall management and administration of court operations.

Lamoreaux Justice Center - Orange

June 2022 – June 2024

##### **Juvenile Unit Manager | Lamoreaux Justice Center**

Under general direction of a Deputy Chief of Operations, and in coordination with the Juvenile Presiding Judge and appropriate judicial officer(s), role managed multifunctional unit(s) consisting of subordinate staff, stakeholders and attorneys that provide direct support and services to the judicial bench and/or public/court users. Additionally, this role oversaw the onsite managerial and supervisory teams, as well as general staff group, performing Juvenile court-related case processing tasks within the department, courtroom operations, and Collaborative Court program.

West Justice Center - Westminster

October 2018 – June 2022

##### **Branch Manager | West Justice Center**

Court Operations Manager role that oversaw and managed all operational functions of the facility to include specific oversight of the Criminal and Traffic case type, as well as the Clerk's Office and all Courtroom Operations units. Ensured all activities and functions were met and in line with established court standards; developed and implemented goals, objectives, policies, and standards for assigned facility; interacted with a variety of stakeholders, judicial officers, managers, executives, and staff.

West Justice Center - Westminster

May 2015 – October 2018

**Deputy Manager | Criminal and Traffic Operations**

Planned, organized, and managed operational functions of the Criminal and Traffic unit via lower level supervisory staff; ensured activities and functions were met and in line with established court standards; developed and implemented goals, objectives, training, policies, and standards for assigned area

Harbor Justice Center - Laguna Hills &amp; Newport Beach

July 2011 - May 2015

**Legal Processing Supervisor | Criminal and Traffic Operation**

Supervised, planned and coordinated the work of multiple sections of employees primarily responsible for receiving, processing and filing a variety of legal documents for the Court related to high volume document intake, scanning/imaging, storing, retrieving, and destroying of records scheduled for destruction, and receiving and safeguarding properties held as evidence.

Central Justice Center

March 2011 - June 2011

**Training and Procedures Specialist | Civil and Small Claims**

Performed work of moderate difficulty utilizing a high degree of creativity, problem solving and resourcefulness in the coordination and delivery of training, policy/procedure development and/or other media production activities related to the Civil and Small Claims jurisdiction and its case management system.

Harbor Justice Center - Laguna Hills &amp; Newport Beach

March 2008 - March 2011

**Legal Processing Specialist I/II | Criminal and Traffic Operations**

Performed specialized tasks as a deputy clerk of the court, related to receiving, reviewing and filing court related documents, monitoring post-committal quality control of electronic documents, and explaining procedures and rules as related to Criminal and Traffic operations; examined legal documents for accuracy of form and format, sufficiency of information, conformance with legal procedures for filing various court actions; reviewed and edited court minutes for accuracy and executed variety of court orders.

**EDUCATION AND TRAINING*****Master of Public Administration***

Organizational Leadership | BRANDMAN UNIVERSITY

***Bachelor of Arts***

Social Ecology - Criminology, Law &amp; Society | UNIVERSITY OF CA IRVINE

***Associate of Arts***

General Education | GOLDEN WEST COLLEGE

***Certified Court Manager Certification (CCM)***

Institute for Court Management (ICM) | NATIONAL CENTER FOR STATE COURTS

***Leadership Development Institute Certification (LDI)***

Court Leadership Program | SUPERIOR COURT &amp; BRANDMAN UNIVERSITY

**Supplemental Application Response****PLEASE BRIEFLY EXPLAIN WHY YOU WISH TO SERVE ON THIS BOARD, COMMITTEE, OR COMMISSION. ATTACH ADDITIONAL SHEETS, IF NECESSARY.**

I would like to be considered for the opportunity to serve on the Juvenile Justice Coordinating Council (JJCC) as the representative for Juvenile Court. As the Deputy Chief of Operations overseeing Juvenile Operations, I can share insight and perspectives for services needed to support the population we serve. This will be accomplished by a strong collaborative effort with numerous stakeholders, identifying resources and strategies that contribute towards the County's goal to provide an effective continuum of responses to support the treatment and rehabilitation of juvenile justice-involved youth via partnership, review, and consideration of relevant data and practices.

**WITHIN THE LAST FIVE YEARS, HAVE YOU BEEN AFFILIATED WITH ANY BUSINESS OR NONPROFIT AGENCY(IES)?**

Within the last 5 years I have been affiliated with my husband's personal business titled MelRio, Inc. As a Real Estate Broker, the company is used for ad hoc real estate transactions on rare occasions.





APPLICATION FOR COUNTY OF ORANGE  
BOARD, COMMISSION OR COMMITTEE

(FOR COUNTY USE ONLY)

Return to: Clerk of the Board of Supervisors  
400 W. Civic Center Dr., 6th Floor  
Santa Ana, California 92701  
Email: [response@ocgov.com](mailto:response@ocgov.com)  
Website: <https://cob.ocgov.com/>

**Instructions:** Please complete each section below. Be sure to enter the title of the Board, Commission or Committee for which you desire consideration and attach a resume. For information or assistance, please contact the Clerk of the Board of Supervisor's Office at (714) 834-2206. Please print in ink or type.

NAME OF BOARD, COMMISSION, OR COMMITTEE TO WHICH YOU ARE APPLYING FOR MEMBERSHIP. SEE LIST AT <https://cob.ocgov.com/boards-commissions-committees/bcc-name-list-and-contact-information> (SSCC)

SUPERVISORIAL DISTRICT IN WHICH YOU RESIDE: ☐ First ☒ Second ☐ Third ☐ Fourth ☐ Fifth

APPLICANT NAME AND RESIDENCE ADDRESS:

Nati First Name Alvarez Last Name  
Street Address Santa Ana City CA Zip Code  
Home Phone Number

CURRENT EMPLOYER: Neutral Ground

OCCUPATION/JOB TITLE: Executive Director

BUSINESS ADDRESS:

BUSINESS PHONE NUMBER:

☐ **EMPLOYMENT HISTORY:** Please attach a resume to this application and provide any information that would be helpful in evaluating your application. **A RESUME MUST BE ATTACHED TO YOUR APPLICATION.**

ARE YOU A CITIZEN OF THE UNITED STATES: ☒ YES ☐ NO

IF NO, NAME OF COUNTRY OF CITIZENSHIP:

ARE YOU A REGISTERED VOTER? ☒ YES ☐ NO

IF YES, NAME COUNTY YOU ARE REGISTERED IN: Orange



LIST ALL CURRENT PROFESSIONAL OR COMMUNITY ORGANIZATIONS AND SOCIETIES OF WHICH YOU ARE A MEMBER.

ORGANIZATION/SOCIETY	FROM (MO./YR.)	TO (MO./YR.)
The Life Center	1990	Present

WITHIN THE LAST FIVE YEARS, HAVE YOU BEEN AFFILIATED WITH ANY BUSINESS OR NONPROFIT AGENCY(IES)? ☒ YES ☐ NO

DO YOU OWN REAL OR PERSONAL PROPERTY OR HAVE FINANCIAL HOLDING WHICH MIGHT PRESENT A POTENTIAL CONFLICT OF INTEREST? ☐ YES ☒ NO

HAVE YOU BEEN CONVICTED OF A FELONY OR MISDEMEANOR CRIME SINCE YOUR 18TH BIRTHDAY? YOU ARE NOT REQUIRED TO DISCLOSE ANY OF THE FOLLOWING: ARRESTS OR DETENTIONS THAT DID NOT RESULT IN A CONVICTION; CONVICTIONS THAT HAVE BEEN JUDICIALLY DISMISSED, EXPUNGED OR ORDERED SEALED; INFORMATION CONCERNING REFERRAL TO AND PARTICIPATION IN ANY PRETRIAL OR POSTTRIAL DIVERSION PROGRAM; AND CERTAIN DRUG RELATED CONVICTIONS THAT ARE OLDER THAN TWO YEARS, AS LISTED IN CALIFORNIA LABOR CODE § 432.8 (INCLUDING VIOLATIONS OF CALIFORNIA HEALTH AND SAFETY CODE SECTIONS 11357(B) AND (C), 11360(C) 11364, 11365 AND 11550 – AS THEY RELATE TO MARIJUANA)?

☒ YES ☐ NO

IF YES, PLEASE EXPLAIN AND ATTACH ADDITIONAL SHEETS, IF NECESSARY.

PLEASE BRIEFLY EXPLAIN WHY YOU WISH TO SERVE ON THIS BOARD, COMMITTEE, OR COMMISSION. ATTACH ADDITIONAL SHEETS, IF NECESSARY.

I've been serving families in Orange County for 35 years. I would be honored to share my personal experience

DATE: 1-7-2025

APPLICANTS SIGNATURE: 

CLERK OF THE BOARD OF SUPERVISORS USE ONLY – DO NOT WRITE BELOW THIS LINE

Date Received: \_\_\_\_\_ Received by: \_\_\_\_\_  
Deputy Clerk of the Board of Supervisors

Date referred: \_\_\_\_\_

To: ☐ BOS District 1 ☐ BOS District 2 ☐ BOS District 3 ☐ BOS District 4 ☐ BOS District 5

☐ All BOS ☐ BCC Contact Person Name \_\_\_\_\_



# NATIVIDAD ALVARADO

## EXPERIENCE

Neutral Ground, Santa Ana, CA

1998 - Present

### **Executive Director**

As the Executive Director of Neutral Ground Identifying root causes of gang violence, provide community health and healing circles, trauma-informed care, street mediation and rumor control. In addition I initiate peace agreements and maintenance, provide crisis intervention, mentoring and facilitate restorative justice practices.

- Oversee grant acquisition and administration
- District/s Restorative Practices & Gang Prevention/Intervention
- Santa Ana Unified School District
- Anaheim Unified High School District
- 46th Congressional District
- Youth Violence Prevention (Gang Prevention/Intervention)
- City of Santa Ana
- City of Anaheim
- City of Santa Ana
- Gang Prevention & Intervention
- Summer Night Lights
- Neutral Ground Boxing Club

Nati's House, Santa Ana, CA

1998 - Present

### **Executive Director**

Overseeing Neutral Ground's housing component, Nati's House, serving youth and young men ages 18-40. Providing treatment, education, life skills and a safe transition into permanent housing. Also training youth through workforce development assessment tests, job training/placement, and education assistance.

2015 - 2017

Community Day School, Santa Ana, CA

### **Community Intervention Worker**

Providing counseling and trauma informed care for youth recently released from juvenile hall, expelled from school for gang involvement, drugs, weapons, excessive absences or violence.

Orange County Public Defender's Office

2012 - Present

### **Gang Specialist Consultant**

Provide professional expertise in cases with gang involvement.

Life Center, Santa Ana, CA

1998 - Present

### **Executive Director**

Providing counseling to families, marriages and individuals. Helping the Santa Ana community through food drives, toy drives and assessing needs of the members.

2013 - 2015

# NATIVIDAD ALVARADO

---

Undisputed Champ Boxing Club, Santa Ana, CA

**Executive Director**

Provide counsel to youth ages 13-22 and families beyond boxing training. Include after school tutoring, implementing parenting classes, and individual and group counseling sessions at the boxing club.

2011 - 2014

Juvenile Detention Alternatives Initiative (JDAI), Santa Ana, CA

**Consultant**

Participated in assessment groups that went into juvenile hall to assess programs and services offered.

Los Pinos Conservation Camp

1998 - 1999

**Construction Technology Vocational Teacher**

Facilitated classes with over 40 students teaching Construction Technology. Many of the youth committed to Los Pinos suffer from drug dependency or are involved in criminal street gangs therefore I provided trauma informed care and restorative justice practices.

Santa Ana Unified School District, Santa Ana, CA

1992 - 1998

**Teachers Aid**

Emerge, Santa Ana, CA

1994 - 1997

**Director**

Intervention and prevention of gang involved youth ages 13-21 through mentoring and life skills training in both group and individual setting. Providing after school tutoring and career planning.

Pheonix House, Santa Ana, CA

1994 - 1996

**Adolescent Counselor**

Group and individual counseling for men and women ages 16-24 by providing them with comprehensive assessment and treatment planning. As well as individual case management and referral to other providers for services addressing their medical, dental, educational, or employment needs.

Saddleback College, Mission Viejo, CA

1994 - 1996

**College Recruiter**

Supported the enrollment efforts of Saddleback College by providing admissions information to prospective or newly admitted students, creating communication materials, and by representing the college at onsite locations such as high schools community events.



# NATIVIDAD ALVARADO

---

Orange Coast College, Costa Mesa, CA

1992 - 1995

## **College Recruiter**

Supported the enrollment efforts of Orange Coast College by providing admissions information to prospective or newly admitted students, creating communication materials, and by representing the college at onsite locations such as high schools community events.

---

## EDUCATION

- *Saddleback College Mission Viejo*
- **Orange Coast College**
- *Cal State University Fullerton*
- *Cal State University Long Beach*

---

## MEMBERSHIPS & AFFILIATIONS

- Life Center
- Orangewood Foundation
- Neutral Ground
- Nati's House
- Emerge
- Public Defenders Office
- Tri-County Collaborative

## Supplemental document

The Life Center. 1997-Present

Nati's House. 1996-Present

Neutral Ground. 2007-Present

Project Kinship. 2010-Present

Orangewood foundation. 2011-Present