

AGENDA

REGULAR MEETING ORANGE COUNTY COMMUNITY CORRECTIONS PARTNERSHIP



Thursday, July 25, 2024, 2:00 P.M.

PROBATION DEPARTMENT
Multipurpose Rehabilitation Center, Classroom 2
333 The City Drive South
Orange, California

****Members of the public may attend and participate remotely by following the instructions below.****

DANIEL HERNANDEZ, Chair
Chief Probation Officer

DON BARNES
Sheriff-Coroner

AMIR EL-FARRA
Chief of Police, Garden Grove

VERONICA KELLEY
Health Care Agency

MARTIN SCHWARZ
Public Defender

TODD SPITZER
District Attorney

*The Orange County Community Corrections Partnership welcomes you to this meeting. This agenda contains a brief general description of each item to be considered. The Partnership encourages your participation. If you wish to speak on an item contained in the agenda, please complete a speaker request form and return to the Clerk or press *9 or the "Raise Hand" feature following the Chair's invitation from the public to speak. Once acknowledged and prompted by the Chair or Clerk, you may begin to speak. Except as otherwise provided by law, no action shall be taken on any item not appearing in the agenda. When addressing the Partnership, please state your name for the record prior to providing your comments.*

**** INSTRUCTIONS FOR PUBLIC ATTENDING THE MEETING REMOTELY ****

Members of the public may observe and participate in the meeting telephonically or via the internet as described below. To attend the meeting via teleconference please call:

- iPhone one-tap: US: +16699009128, 83715219944# Passcode 377618# or + 16694449171, 83715219944# Passcode 377618# or
- Telephone: Dial (for higher quality, dial a number based on your current location): US: +1 669 900 9128 or +1 346 248 7799 or +1 253 215 8782 or +1 301 715 8592 or +1 312 626 6799 or +1 646 558 8656
Enter Webinar ID: 83715219944# Passcode 377618# (once you enter this code, you should be automatically connected to the call; you will remain on the line until meeting begins) or
- Internet: Use the following link:
<https://us02web.zoom.us/j/83715219944?pwd=bmuicmAydiKEvurhxFHmxoDcJGFPA.1>

****In compliance with the Americans with Disabilities Act, those requiring accommodation for this meeting should notify the Clerk of the Board's Office 72 hours prior to the meeting at (714) 834-2206****

All supporting documentation is available for public review online at:
<https://ocprobation.ocgov.com/bureaus/communications/committees/orange-county-community-corrections-partnership> and in the office of the Clerk of the Board of Supervisors located in the County Administration North building, 400 W. Civic Center Dr., 6th Floor, Santa Ana, California 92701 during regular business hours, 8:00 a.m. - 5:00 p.m., Monday through Friday.

AGENDA

ADMINISTRATIVE MATTERS: (Items 1 - 5)

At this time, members of the public may ask the Partnership to be heard on the following items as those items are called.

1. Welcome and Introductions
2. Receive and file Quarterly Report for April – June 2024
3. Discussion and approval of CEO's recommendation on the Evaluation of Recidivism Reporting Methodologies
4. Status of GEO Statistics
5. Realignment Updates:
 - CCP Coordinator
 - Probation
 - Sheriff
 - District Attorney
 - Public Defender
 - Courts
 - Health Care/Mental Health
 - Local Law Enforcement
 - Board of Supervisors
 - Social Services
 - OC Community Resources
 - OC Department of Education
 - Community-Based Organization (Representative)
 - Waymakers (Victims Representative)

PUBLIC COMMENTS:

PARTNERSHIP COMMENTS:

ADJOURNMENT

NEXT MEETING:

October 24, 2024

Regular Meeting, 2:00 P.M.



Public Safety Realignment in Orange County

AB 109 Quarterly Report

April to June 2024

Prepared by:

Orange County Community Corrections Partnership



VISION STATEMENT

"Enhancing the quality of life of Orange County residents by promoting public safety, reducing recidivism and creating safer communities."

MISSION STATEMENT

The **Mission** of the Orange County Community Corrections Partnership is to enhance public safety by holding individuals accountable, facilitating successful reentry into the community, reducing recidivism, and improving outcomes for individuals by utilizing evidenced based and best practices and programs that support victims and community restoration in partnership with community-based organizations.



In 2019, the Board of Supervisors adopted the OC CARES Justice through Prevention and Intervention 2025 Vision, which linked the county justice systems and systems of care to provide justice-impacted and at-risk individuals with the services designed to promote self-determination and facilitate successful reentry. The 2025 Vision is structured around five pillars (prevention, courts, in-custody, reentry, juvenile & TAY), each having overarching goals assigned to specific departments with identified action items to be completed. The Reentry Pillar focuses on providing accessible and supportive services to justice-involved individuals to assist with a positive transition into the community. The following highlights all the reentry projects in progress and their current status with completion and implementation on target by the end of 2025.

Coordinated Reentry Center



Centrally located in Orange, Probation's Youth Guidance Center is being transformed into the County's first Coordinated Reentry Center. This facility is being completed in phases with phase one providing a dedicated 24-7 facility where anyone released will have a place to go. Individuals seeking to receive or continue reentry services will enter through a reception area where they will be welcomed and linked to a care/case manager to assess and begin to address their needs. Temporary housing will be provided for males and females and the facility will include space for programs, family reunification, counseling, and any other needs determined necessary to remove obstacles for successful reentry. Estimated completion in December 2025. No updates.

Regional Reentry Centers / Mobile Reentry Services

The service delivery model adopted for reentry services brings the services to where the people are. This will be accomplished through regionally placed reentry centers in the County and also through the use of dedicated multi-resource vehicles and vans that will go in the communities to meet with probationers and justice impacted individuals to offer services, support and information to them, their families and their support systems.

Regional reentry service centers will be a resource for anyone involved in the justice system who needs help finding services, housing, peer support. These are pilot projects that will evolve over time to meet community needs. The Mobile Reentry program has their vans and they are wrapped and just waiting to be delivered. The first Regional Reentry Center opened in South County in March 2024 and is seeing clients three days a week, many being referrals from Probation. A second site is in the planning stages and anticipated to be completed in June 2025.





Workforce Reentry Center



A Workforce Reentry Center (WRC) is in the final planning phase and will be established at the former site of the County's Animal Care Center. The WRC will include a training lab, retail operations, job placement services and housing. The program will have eligibility requirements and link to in custody training. Temporary housing on-site will be provided for participants and will include support services. Consultants are analyzing the retail space and surrounding areas to determine the best options for success. Final design plans are in progress to ensure the programs and services will meet the stated objectives and needs of those that participate in the program.

In addition to the above projects, bi-monthly meetings are held between the County and organizations providing services and programs for the same population. As the County has continued to try to increase capacity, organizations that have one-time needs that would allow them to expand and serve more or provide additional or enhanced services may request one-time funding. Requests are reviewed by a group consisting of a member for the stakeholder departments and overseen by the County Executive Office. To date, scholarships have been provided for the following:

- Scholarships for three justice-involved individuals to attend carpenter training where they learn marketable skills to become self-sufficient and have a career. (\$9K)
- Start-up costs for newly formed non-profit to expand their funding operations and funding opportunities. (\$50K)
- Assistance with location costs for one non-profit to expand their operations providing fitness therapy and certifications. (\$130K)
- Recreational equipment and art supplies to expand existing reentry programs and participants. (\$50K)



Superior Court of California
Maria Hernandez, Presiding Judge



Item 2

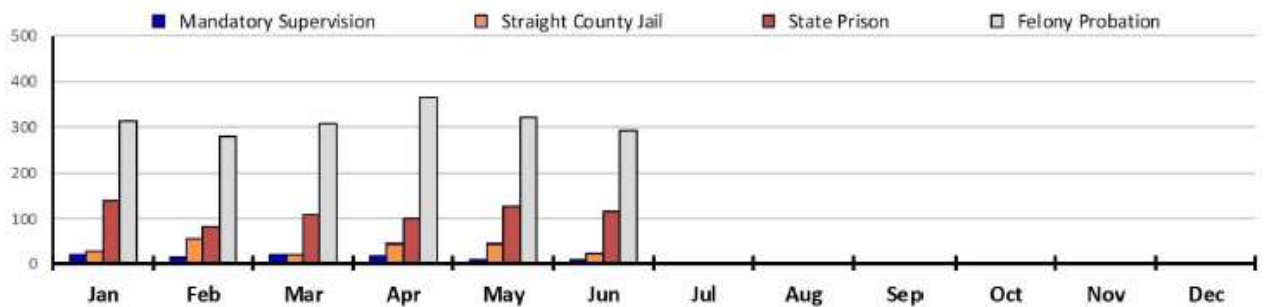
Superior Court of California
COUNTY OF ORANGE

CRIMINAL JUSTICE REALIGNMENT
Felony Only
Calendar Year 2024

I. FILINGS

Measure	Monthly Average	CY 2024	Q1			Q2			Q3			Q4		
			Jan	Feb	Mar	Apr	May	Jun	Jul	Aug	Sep	Oct	Nov	Dec
Felony Filings	1,002	6,013	1,127	945	976	1,046	1,033	886						

II. INITIAL SENTENCING



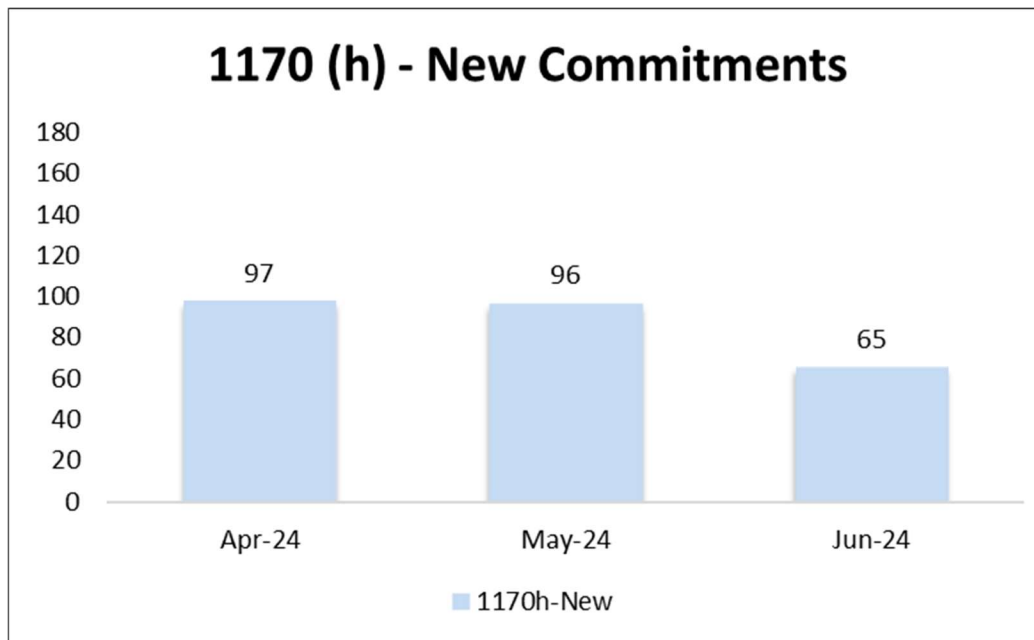
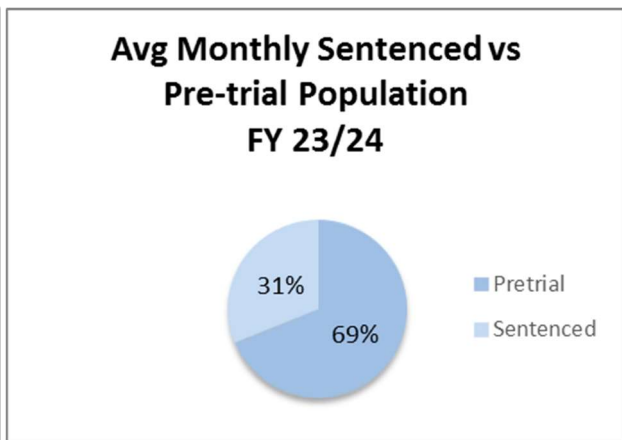
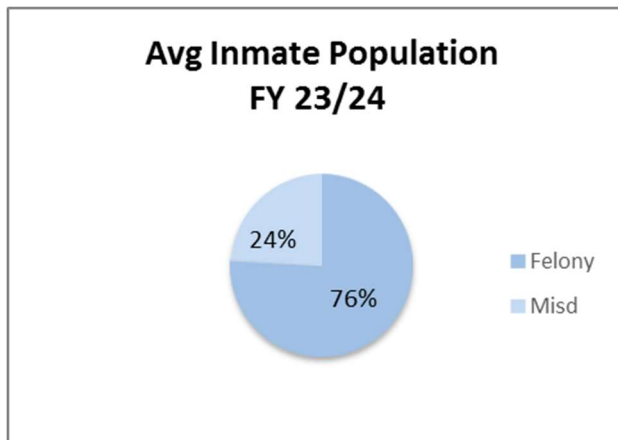
Sentencing Type		Month Avg	CY 2024	Q1			Q2			Q3			Q4		
				Jan	Feb	Mar	Apr	May	Jun	Jul	Aug	Sep	Oct	Nov	Dec
A. Mandatory Supervision ("split") [PC§1170(h)(5)(b)]	3%	14	81	18	14	17	16	7	9						
B. Straight County Jail [PC§1170(h)(5)(a)]	7%	34	204	27	56	17	41	41	22						
C. State Prison (non PC§1170 eligible)	24%	113	677	140	83	109	101	128	116						
D. Felony Probation [PC§1203.1]	66%	314	1,883	315	281	309	365	321	292						
E. TOTAL	100%	474	2,845	500	434	452	523	497	439						

III. PETITIONS /COURT'S MOTIONS TO REVOKE/MODIFY

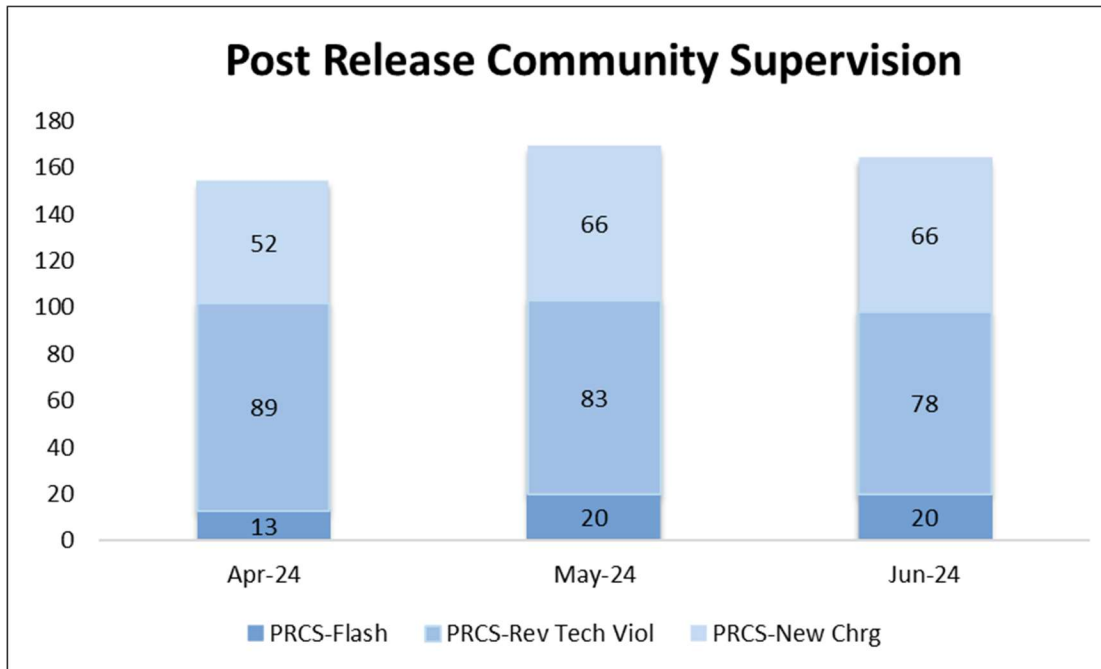
Petitions / Court's Motions		Month Avg	CY 2024	Q1			Q2			Q3			Q4		
				Jan	Feb	Mar	Apr	May	Jun	Jul	Aug	Sep	Oct	Nov	Dec
A. Mandatory Supervision ("split")	4%	28	170	42	31	23	34	24	16						
B. Postrelease Community Supv	22%	162	972	183	157	148	174	164	146						
C. Parole	4%	29	171	28	37	28	21	35	22						
D. Felony Probation	70%	520	3,117	557	522	513	528	529	468						
○ Petitions	32%	239	1,436	272	252	239	226	242	205						
○ Court's Motion	38%	280	1,681	285	270	274	302	287	263						
E. TOTAL	100%	738	4,430	810	747	712	757	752	652						



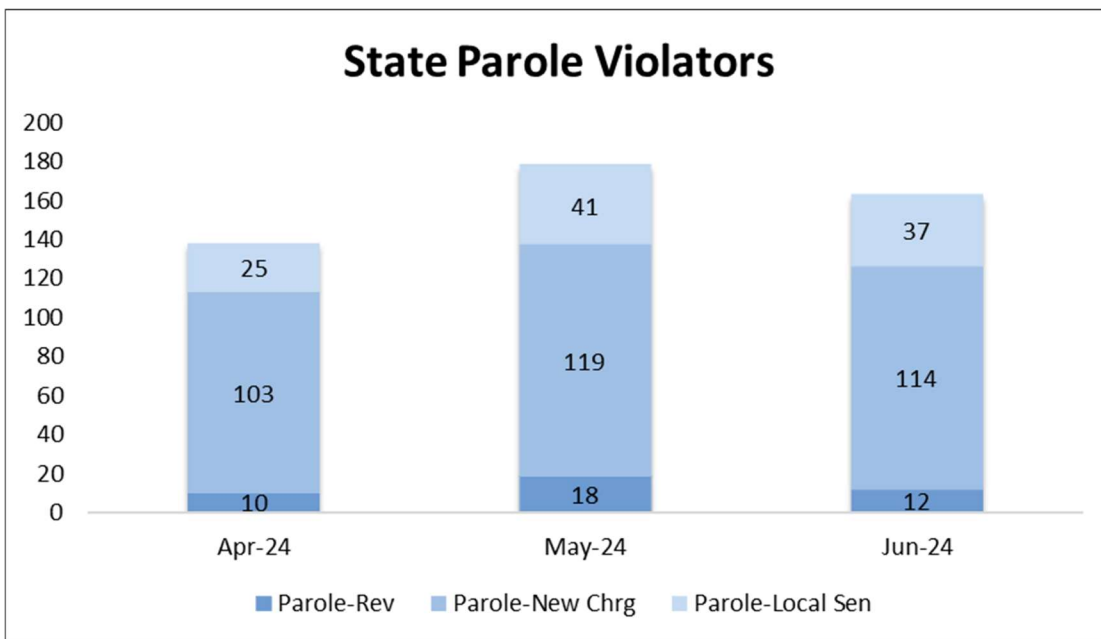
AVG Monthly PCS Violators Booked	Mental Health Treatment			AVG Monthly Population of PC 1170(h)
144.00 per month Average Length of Stay 47.63	Open Cases	New Cases	Rec. Psy. Drugs	213.00 Serving an average of 136.67 days
	1966	174	1129	
	Sick Calls	Dr. Visits	Off Site Dr. Visits	
	10755	7284	314	



- Total number of PC 1170(h) offenders (non-violent, non-serious, non-sex offenders) sentenced to the Orange County Jails as a new commitment. Includes both straight and split sentences.



- Total number of Post-Release Community Supervision offenders booked on a 1) PC 3454(c) flash incarceration; 2) PC 3455(a) – revoked for technical violation; and 3) for new charges.



- Total number of state parole violators booked on a 1) PC 3056(a) parole violation only; 2) received jail time as a result of a parole revocation hearing; and 3) any new offense(s) including PC 1170(h) charges.



Orange County Public Defender's Office
Martin Schwarz, Public Defender



The Public Defender's Office continues to assist in the reduction of recidivism by identifying and removing re-entry barriers within our Realignment client population. The Public Defender's Office Recidivism Reduction Unit (RRU) consists of attorneys, resource paralegals, Recidivism Reduction Advisors (RRA), and support staff. The RRU team is dedicated to creating improved opportunities for housing, education, employment, and mental health and substance abuse treatment services in order to assist our realignment population in acclimating back into society upon their release from custody.

With respect to our AB109 population, our overall numbers of Post-release Community Supervision (PCS), Mandatory Supervision (MS), parole cases, and contested hearings remain consistent.

During this quarter, the Public Defender's Office handled the following AB109 matters:

PCS Cases Opened	MS Cases Opened	Parole Cases Opened	Total Court Appearances (includes PCS, MS and Parole)	Contested Hearings
515	77	80	1326	9

Recidivism Reduction Unit

The Public Defender's Recidivism Reduction Unit works closely with our AB109 clients in order to determine their individual needs and to identify their individual barriers to re-entry. Our RRAs have continued to meet with in-custody clients for the purpose of conducting comprehensive life interviews that help identify any obstacles in finding housing, employment, and mental health and substance use disorder (SUD) services. RRAs then collaborate with other county agencies including the Probation Department, Health Care Agency and the Orange County Sheriff's Department to improve the delivery of necessary services.

For our in-custody AB109 clients who suffer from SUDs, our RRAs conduct assessments using the ASAM tool to determine the client's necessary level of treatment. RRAs then work with Health Care Agency to secure appropriate treatment options. Our RRAs can also access the State Automated Welfare System and Benefits Cal to determine if clients receive any benefits, such as Medi-Cal, CalWORKs, CalFresh, or general relief. For our in-custody SUD clients who do not actively receive Medi-Cal, and for those who are in need of a CalOptima-funded-bed, our RRAs refer them to our community partner, Project Kinship. Project Kinship meets with the client, while they are in-custody, and assists the client in applying for Medi-Cal prior to their release.

For our in-custody AB109 clients that suffer from mental illness, our RRAs link them directly with Correctional Health Service's (CHS) Jail to Community Re-entry Program (JCRP). Our clients are assessed by correctional mental health staff and are provided access and linkage to behavioral health and supportive services. This is just another example of how the RRU works with community partners and other agencies to resolve re-entry obstacles, decrease recidivism, and increase community safety.

In addition, our RRAs assist our AB109 clients with transportation, transitional housing, SSA benefits, Medication-Assisted Treatment (MAT), and locating inpatient and outpatient SUD programs. Our clients'



Orange County Public Defender's Office
Martin Schwarz, Public Defender



needs are unique and varied. Because of this, our RRAs work alongside our attorneys, resource paralegals, and support staff to provide a variety of resources. At times, our RRU team assists our clients at a very basic level, providing food and clothing. Often our clients have more complicated needs, which require additional assistance. This assistance can include:

- Obtaining vital records such as identification, driver's licenses, and birth certificates
- Helping clients enroll in programs for family reunification services
- Acquiring immigration documents to help clients obtain citizenship
- Helping clients obtain government assistance, including General Relief benefits, food stamps, and Medi-Cal
- Assisting clients with receiving mental health services
- Helping clients receive veteran benefits and assistance
- Helping clients locate educational opportunities, professional licensing or vocational schools

Within the RRU, our newly renamed Clean Slate program assists clients with legal barriers in order to increase opportunities in employment, professional licensing, and consumer credit. Our attorneys and paralegals collaborate with community organizations and community supervision to provide on-site legal advice on how to take advantage of motions and petitions offered by our Clean Slate program and to provide participants with the resources listed above. Our attorneys and paralegals provide weekly on-site assistance at Project Kinship, and our paralegals provide assistance three times a month at different parole and probation day reporting centers within the county.

Recently, the Public Defender's Office was invited by the California Department of Corrections and Rehabilitation Division of Adult Parole Operations to participate at a reentry resourcing event at California State Prison, Los Angeles. During this event, the male inmates were given the opportunity to interact with various service providers including employment, transitional housing, mental health services and other community reentry services. Our RRA's and paralegals provided reentry information, which included how to secure housing, obtain vital records and work documents, treatment opportunities, and educational and occupational resources available to them in Orange County.

Our office continues to partner with the county to provide on-site legal assistance and reentry services at *Verdugo*, the county's first reentry center. At *Verdugo*, clients are provided information regarding their supervision obligations as well as resources to assist them in complying with court ordered commitments and reintegrating into the community, all of which is aimed at reducing recidivism.

Additionally, our office's collaboration with the Orange County Sheriff's inmate services and correctional programming continues. Our attorneys and paralegals regularly meet with inmates housed in the Transitional Age Youth (TAY) and HUMV units, as well as inmates participating in the "All In" program. Our attorneys and paralegals provide advice and guidance related to navigating the criminal justice



Orange County Public Defender's Office
Martin Schwarz, Public Defender



system, successfully completing post-incarceration supervision, employment skills, child support, and our Clean Slate Program resources.

The RRU is committed to aiding clients as they reenter into the community by helping clients meet the needs and demands of present society. Our paralegals also provide weekly life skills education to a selected group of individuals, prior to their release from custody. Our paralegals facilitate Moral Reconciliation Therapy (MRT) to these individuals, which assists them with developing social, emotional, and thinking skills in order for the clients to adjust and succeed upon their reentry.

During this second quarter, our RRU team has actively filed the following motions and petitions:

- Penal Code 1203.4 motions requesting felony and misdemeanor convictions be set aside and dismissed from the client's record
- Petitions for Certification of Rehabilitation requesting a full pardon from the Governor
- Petitions to dismiss and seal convictions related to loitering with the intent to commit prostitution, pursuant to Senate Bill 357
- Petitions to terminate sex offender registration, pursuant to Senate Bill 384
- Proposition 47 petitions, which allow certain felony convictions to be recalled and designated as misdemeanors

These motions and petitions are of significant benefit to our clients as they eliminate or reduce obstructions to employment opportunities.

Our RRU team has handled the following contacts:

Client Contacts	Program and Service Referrals	Obtaining Vital Records	Motions/Petitions Filed
5008	2582	943	56

With the assistance of the Public Defender's RRU team, Realignment clients continue to make significant progress towards creating stability by learning life skills, obtaining employment, locating housing, and receiving treatment for substance use disorders and mental health diagnosis, thereby reducing recidivism and increasing public safety.



Total Population Analysis

In the 2nd quarter of 2024, the OCDA handled a total of 770 petitions for a violation of AB109 supervision. The 770 petitions were for a total of 558 defendants. Of the 558 defendants, 496 (88%) were repeat offenders, having received at least 1 prior petition, 269 (48%) had at least 5 prior petitions, and 77 (14%) had more than 10 prior petitions.

Additionally, in the 2nd quarter of 2024, the OCDA filed 1134 new criminal cases – felony 447 (39%), 685 misdemeanor (61%)- against a total of 929 defendants who are currently or previously on AB 109 supervision. Weapons (44), Auto theft (56) and Narcotic Sales (79) charges were the most common new felony filings against an AB109 individual (179 cases).

Overall, PRCS defendants remained the largest population of violators, and they were most likely to commit new offenses.

The following pages of this report break down the statistics by form of supervision-Mandatory Supervision (MS), PCS, and parole.

	2nd Quarter	YTD 2024	Projected 2024	Projected Change 2023 to 2024	2023	2022	2021
# Defendants	558	833	1666	23%	1358	1422	1447
# Grants/Cases	564	859	1718	19%	1440	1536	1559
# Petitions	770	1398	2796	-9%	3088	3255	3536

# of Prior Petitions	No Priors	1	2	3	4	5	6-10	11-15	More than 15
# Defendants this Quarter	65	67	43	38	38	38	112	80	77
# Defendants this Year	114	110	67	56	56	56	169	104	101

	2 nd Quarter	YTD 2024	Projected 2024	Projected Change 2023 to 2024	2023	2022	2021
New Crime							
# of Defendants	929	1581	3162	11%	2841	2891	2918
Filed Cases	1134	2276	4552	-19%	5593	5683	5922

*This data is live and is constantly being added to and corrected. Past reported numbers change because cases are constantly being edited.



Mandatory Supervision Violation Analysis

In the 2nd quarter of 2024, the OCDA received 59 petitions for a violation of Mandatory Supervision by 51 defendants. Of these defendants 42 were repeat offenders, having received at least 1 prior petition: 3 defendants had more than 5 petitions.

	2nd Quarter	YTD 2024	Projected 2024	Projected Change 2023 to 2024	2023	2022	2021
# Defendants	51	95	190	-7%	204	268	363
# Grants/Cases	58	121	242	-7%	260	356	475
# Petitions	59	149	298	-19%	367	534	741

# of Prior Petitions	No Priors	1	2	3	4	5	6-10	11-15	More than 15
# Defendants this Quarter	9	13	9	6	8	3	3	0	0
# Defendants this Year	18	22	17	10	14	4	10	0	0

Average Sentence for Sustained Violation: 4 months LOCAL

New Crime Analysis

In the 2nd quarter of 2024, the OCDA filed 221 new criminal cases (93 felonies and 128 misdemeanors) against 194 defendants currently or previously on Mandatory Supervision. These new cases include felony charges of Auto Theft, Narcotic Sales, and Fraud.

New Crime	2nd Quarter	YTD 2024	Projected 2024	Projected Change 2023 to 2024	2023	2022	2021
# of Defendants	194	407	814	6%	771	821	919
Filed Cases	221	587	1174	-25%	1572	1662	1985

Felony Case Breakdown (Count 1)	
NAR SALES	25
AUTO THEFT	13
FRAUD	10
THEFT	7
WEAPONS	6
BURGLARY	6
OTHER	26

Recidivism measures for 2019, 2021, 2023 cohorts. Individuals released during Q2 that have recidivism measure within 1, 3 or 5 years. Measures include: filings for new law violations, filings for supervision violation of terms, and convictions of new criminal offenses.

2019 Q COHORT	1 YEAR	3 YEAR	5 YEAR
VIOLATIONS	54%	62%	62%
FILINGS	41%	67%	70%
CONVICTIONS	32%	53%	65%
2021 Q COHORT	1 YEAR	3 YEAR	5 YEAR
VIOLATIONS	55%	62%	n/a
FILINGS	47%	55%	n/a
CONVICTIONS	33%	45%	n/a
2023 Q COHORT	1 YEAR	3 YEAR	5 YEAR
VIOLATIONS	81%	n/a	n/a
FILINGS	65%	n/a	n/a
CONVICTIONS	54%	n/a	n/a



Post Release Community Supervision Violation Analysis

In the 2nd quarter of 2024, the OCDA received 645 petitions for a violation of PRCS by 441 defendants. Of these defendants 405 were repeat offenders, having received at least 1 prior petition: 244 defendants had over 5 petitions and 150 had over 10 prior petitions.

	2nd Quarter	YTD 2024	Projected 2024	Projected Change 2023 to 2024	2023	2022	2021
# Defendants	441	604	1208	35%	898	884	943
# Grants/Cases	441	605	1210	31%	924	884	943
# Petitions	645	1086	2172	-7%	2335	2497	2716

# of Prior Petitions	No Priors	1	2	3	4	5	6-10	11-15	More than 15
# Defendants this Quarter	36	42	29	29	28	33	94	76	74
# Defendants this Year	51	65	37	40	38	45	135	98	95

Average Sentence for Sustained Violation: 131 Days Jail

New Crime Analysis

In the 2nd quarter of 2024, the OCDA filed 724 new criminal cases (267 felonies and 455 misdemeanors) against 579 defendants currently or previously on PRCS. These new cases include felony charges of Narcotic Sales, Assault, and Auto Theft.

	2nd Quarter	YTD 2024	Projected 2024	Projected Change 2023 to 2024	2023	2022	2021
New Crime							
# of Defendants	579	853	1706	17%	1464	1432	1558
Filed Cases	724	1200	2400	-14%	2776	2753	3022

Felony Case Breakdown (Count 1)	
NAR SALES	41
ASSAULT	36
AUTO THEFT	32
WEAPONS	30
BURGLARY	25
VANDALISM	17
OTHER	84

Recidivism measures for 2019, 2021, 2023 cohorts. Individuals released during Q2 that have recidivism measure within 1, 3 or 5 years. Measures include: filings for new law violations, filings for supervision violation of terms, and convictions of new criminal offenses.

2019 Q COHORT	1 YEAR	3 YEAR	5 YEAR
VIOLATIONS	58%	61%	63%
FILINGS	38%	60%	65%
CONVICTIONS	32%	48%	56%
2021 Q COHORT	1 YEAR	3 YEAR	5 YEAR
VIOLATIONS	64%	66%	n/a
FILINGS	60%	68%	n/a
CONVICTIONS	51%	66%	n/a
2023 Q COHORT	1 YEAR	3 YEAR	5 YEAR
VIOLATIONS	53%	n/a	n/a
FILINGS	43%	n/a	n/a
CONVICTIONS	39%	n/a	n/a



Parole Violation Analysis

In the 2nd quarter of 2024, the OCDA received 66 petitions for a violation of Parole by 66 defendants. Of these defendants 46 were repeat offenders, having received at least 1 prior petition: 22 defendants had more than 5 petitions and 7 had over 10 prior petitions.

	2nd Quarter	YTD 2024	Projected 2024	Projected Change 2023 to 2024	2023	2022	2021
# Defendants	66	134	268	5%	256	200	198
# Grants/Cases	65	133	266	4%	256	200	198
# Petitions	66	163	326	-16%	386	298	307

# of Prior Petitions	No Priors	1	2	3	4	5	6-10	11-15	More than 15
# Defendants this Quarter	20	12	5	3	2	2	15	4	3
# Defendants this Year	45	23	13	6	4	7	24	6	6

Average Sentence for Sustained Violation: 139 days JAIL

New Crime Analysis

In the 2nd quarter of 2024, the OCDA filed 189 new criminal cases (87 felonies and 102 misdemeanors) against 156 defendants currently or previously on Parole. These new cases include felony charges of Weapons, Burglary, and Sexual Assault.

New Crime	2nd Quarter	YTD 2024	Projected 2024	Projected Change 2023 to 2024	2023	2022	2021
# of Defendants	156	321	642	6%	606	567	613
Filed Cases	189	489	978	-21%	1245	1184	1327

Felony Case Breakdown (Count 1)	
NAR SALES	13
SEX ASSAULT	13
ASSAULT	11
AUTO THEFT	11
NAR POSS	11
BURGLARY	8
WEAPONS	8

Recidivism measures for 2019, 2021, 2023 cohorts. Individuals released during Q2 that have recidivism measure within 1, 3 or 5 years. Measures include: filings for new law violations, filings for supervision violation of terms, and convictions of new criminal offenses.

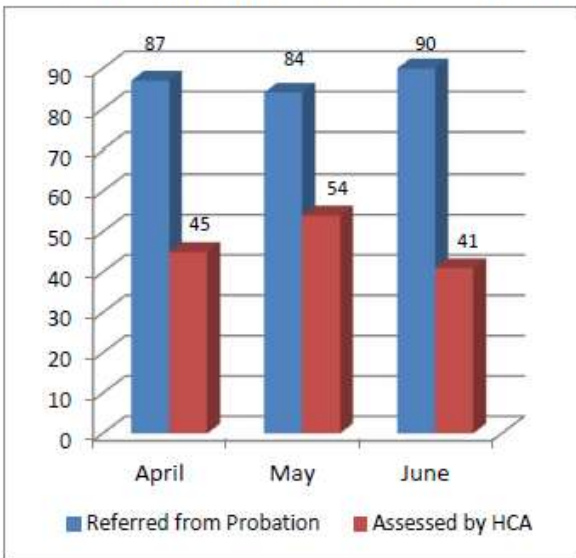
2019 Q COHORT	1 YEAR	3 YEAR	5 YEAR
VIOLATIONS	42%	46%	50%
FILINGS	46%	65%	70%
CONVICTIONS	36%	55%	63%
2021 Q COHORT	1 YEAR	3 YEAR	5 YEAR
VIOLATIONS	27%	36%	n/a
FILINGS	38%	58%	n/a
CONVICTIONS	29%	51%	n/a
2023 Q COHORT	1 YEAR	3 YEAR	5 YEAR
VIOLATIONS	27%	n/a	n/a
FILINGS	35%	n/a	n/a
CONVICTIONS	26%	n/a	n/a



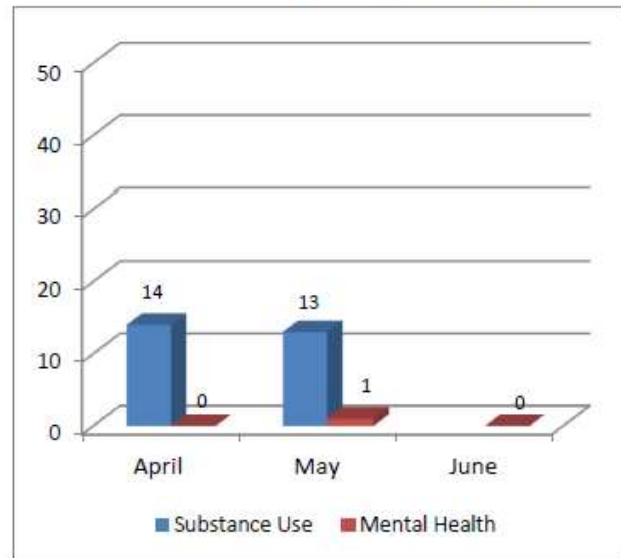
Behavioral Health Services

Referrals and Admissions

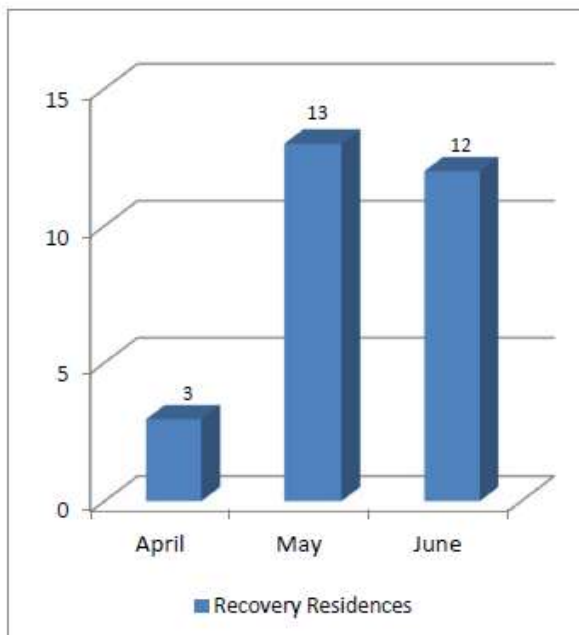
Probation Referrals & HCA Assessments



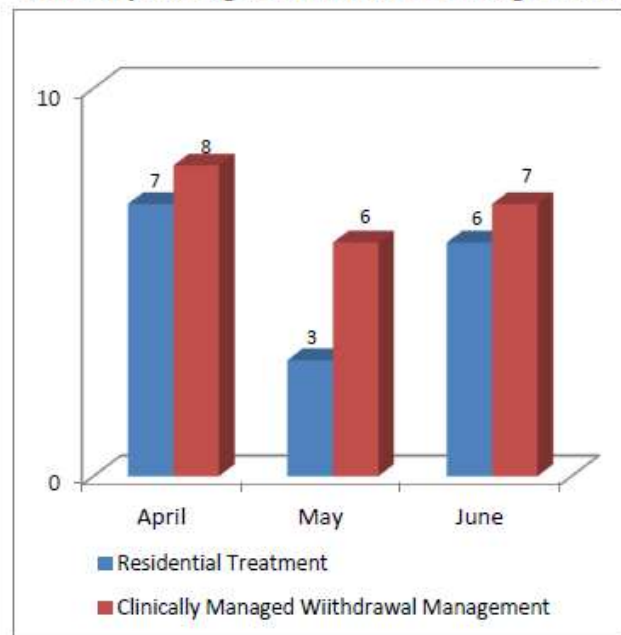
Admitted to Outpatient Treatment



Admitted to Recovery Residences



Admitted to Residential Treatment & Clinically Managed Withdrawal Management





HCA AB 109 Referrals and Admissions from April through June 2024:

Services	Referrals	Admissions
Residential Treatment	8	*16
Adult Outpatient Substance Use Disorder	50	27
Recovery Residence and Short Term Housing	4	*28
Clinical Managed withdrawal Management (Medical and Social Models)	29	21
Adult Outpatient Mental Health Treatment	9	1
Bridge Psychiatric Services	2	0
Narcotic Treatment Program (including MAT)	17	5
Full-Service Partnership	2	0

*Note: The number of clients admitted to Residential treatment and Recovery Residence/Short Term Housing is higher than the number referred because of self -referrals and those that were later identified as AB109 after admission.

Behavioral Health Services (BHS)

HCA AB 109 screeners are available on all screening sites at Santa Ana, Anaheim, Westminster, and Laguna Hills Probation to screen, assess, facilitate linkage, and coordinate services with probation officers and service providers. Currently, HCA has 3 AB 109 screeners for this reporting quarter. AB109 program has 1 vacancy due to a resignation in March 2024. The program continues to provide services in all service areas with rotating coverage among the 3 screeners in a weekly basis. To sustain full coverage, HCA is actively recruiting to fill the 1 position in order to maintain efficiency and productivity in the long run.

During this quarter, HCA AB109 team received 261 AB 109 referrals from Probation, completed 141 assessments and made 100% service referrals of 147. Of the service referrals made, 7% were for residential substance use disorder (SUD) treatment, 41% for outpatient SUD treatment, 24% for clinically managed and social withdrawal management, 3% for recovery residences and short-term housing, 9% for outpatient mental health and bridge psychiatric services, 14% for narcotic treatment program, and 2% for Full-Service Partnership services. During this quarter, there were 98 service admissions. HCA AB109 team continues to work closely with probation officers to engage AB 109 clients in services and the effort of maintaining a stable staffing and opening all screening sites have enhanced service engagement and increased access points for clients.

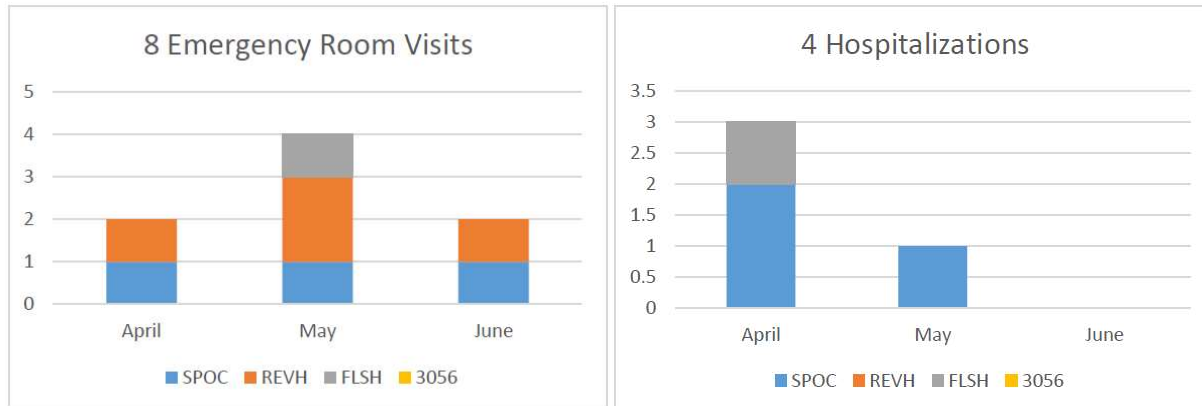
HCA AB109 Staff are working actively to look out for resources and linkage opportunities for the AB109 population. During this reporting period more residential programs are contracted for services and credentialing is pending for fill operation.



Correctional Health Services

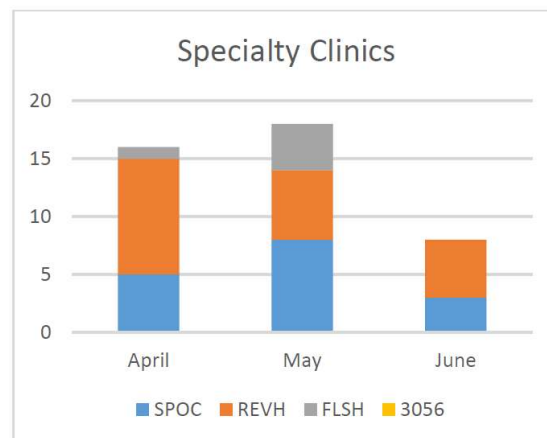
Vivitrol Administration, Emergency Room, and Hospitalizations

Correctional Health Services' staff administered zero (0) Vivitrol in the second quarter of 2024. There was no change from the previous quarter. A total of 12 AB 109 inmates were either hospitalized or treated in the Emergency Department. This was a significant decrease from 29 compared to the previous quarter.



Specialty Clinics

All primary care physician services are provided within the jail; however, when an AB 109 inmate needs specialty services, they are transported to specialty medical clinics off-site (such as Cardiology, Nephrology, Oncology, OB, Surgery, etc.). There are currently over 30 specialty clinic services available with 42 clinic visits completed during the 2nd quarter of 2024 for AB 109 inmates specifically. This equates to approximately 3.85% of the total specialty clinic services for this quarter.





AB109 Type:	SPOC	REVH	FLSH	TOTAL PER CLINIC
TOTAL NUMBER OF APPTS	16	21	5	
AUDIOLOGY	0	0	0	0
CARDIOLOGY	1	2	0	3
CARDIO THORACIC SURGERY CLINIC	0	0	0	0
DERMATOLOGY	0	1	0	1
ECHOCARDIOGRAM	0	1	0	1
EEG	1	0	0	1
ENDOCRINOLOGY	0	0	0	0
ENT	0	0	0	0
GASTROENTEROLOGY	0	1	1	2
GENERAL SURGERY	0	0	0	0
GI LAB	0	0	0	0
GYN ONCOLOGY	0	0	0	0
HAND SPECIALTY	0	0	0	0
HEMATOLOGY/ONCOLOGY	0	2	0	2
INFECTIOUS DISEASE	0	0	0	0
INTERVENTIONAL RADIOLOGY	0	0	0	0
NEPHROLOGY	0	0	0	0
NEUROLOGY	1	0	0	1
NEUROSURGERY	0	0	0	0
NUCLEAR MEDICINE	0	0	0	0
OCCUPATIONAL THERAPY	1	0	0	1
OPHTHALMOLOGY	2	1	0	3
ORAL SURGERY	1	0	0	1
OR – SURGERY	0	1	0	1
ORTHOPEDICS	3	3	3	9
OTHER	2	0	0	2
PET SCAN	0	0	0	0
PHYSICAL THERAPY (PT)	0	0	0	0
PODIATRY	0	0	0	0
PSYCHIATRY	2	6	0	8
RADIOLOGY	1	2	0	3
ULTRASOUND	1	1	1	3
UROLOGY	0	0	0	0
				42

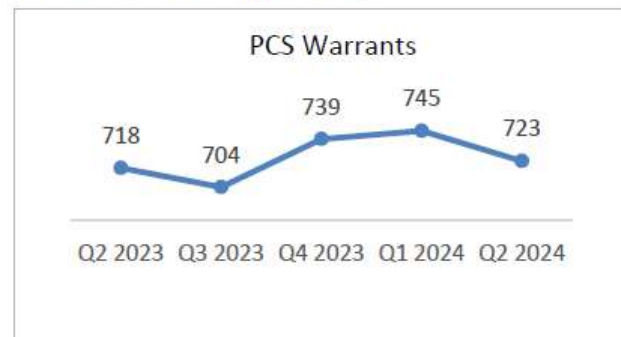
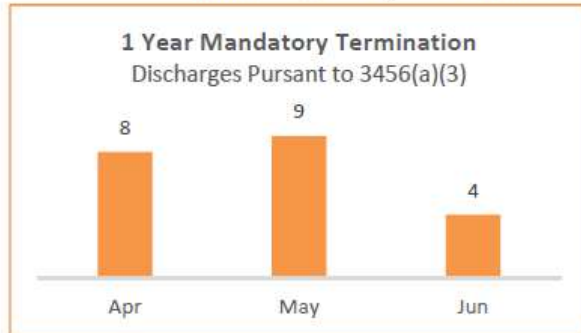
In-custody Correctional Health Services triages and screens every AB 109 inmate in the jail to determine their medical and mental health needs and subsequent treatment and medication plan. The volume of patients is reflected in the Sheriff's section of this report, as all in-custody inmates on the Sheriff's census are also managed by in-custody healthcare staff.



Postrelease Community Supervision

Since the inception of AB 109 through June 30, 2024, OC Probation has supervised 12,126 former state prisoners.

As of June 30, 2024, 912 individuals were on PCS active supervision.



PCS individuals without custodial sanctions are mandatorily discharged after one year. During the second quarter of 2024, 21 individuals were released on one-year mandatory terminations.

PCS Controlling Offense (All Felonies)	Person	Property	Drug	Weapons	Other
	14%	32%	29%	10%	15%

Mandatory Supervision

Individuals with MS Convictions from October 1, 2011 through June 30, 2024 = 4,859

Mandatory Supervision (MS) individuals are offenders sentenced under PC § 1170(h) who receive jail time followed by supervision. During the second quarter of 2024, 27 individuals were sentenced to MS. In addition, 2 individuals were sentenced but are still in Orange County Jails – once released, OC Probation will supervise them.

As of June 2024, 266 individuals are actively supervised while 430 individuals are on active warrant.



Day Reporting Centers (DRC)

April 1, 2024 – June 30, 2024

86 Program Referrals*		50 Program Entries*		61 Program Discharges*	
Referral Reason (%)		Risk Level at Entry (%)		Phase at Exit 1-3 (%)	
Benefit to Participant	65%	High	80%	1	41%
Sanction	8%	Medium	20%	2	49%
Both	27%	Low	0%	3	10%
Unknown	0%	Not Assessed	0%		

* As of February 2024, referrals, entries, and discharges include Pretrial, Juvenile TAY, and MRT-referred individuals.



Hub for Integration, Reentry & Employment

Reentry Resource Fair Stats

May 8, 2024

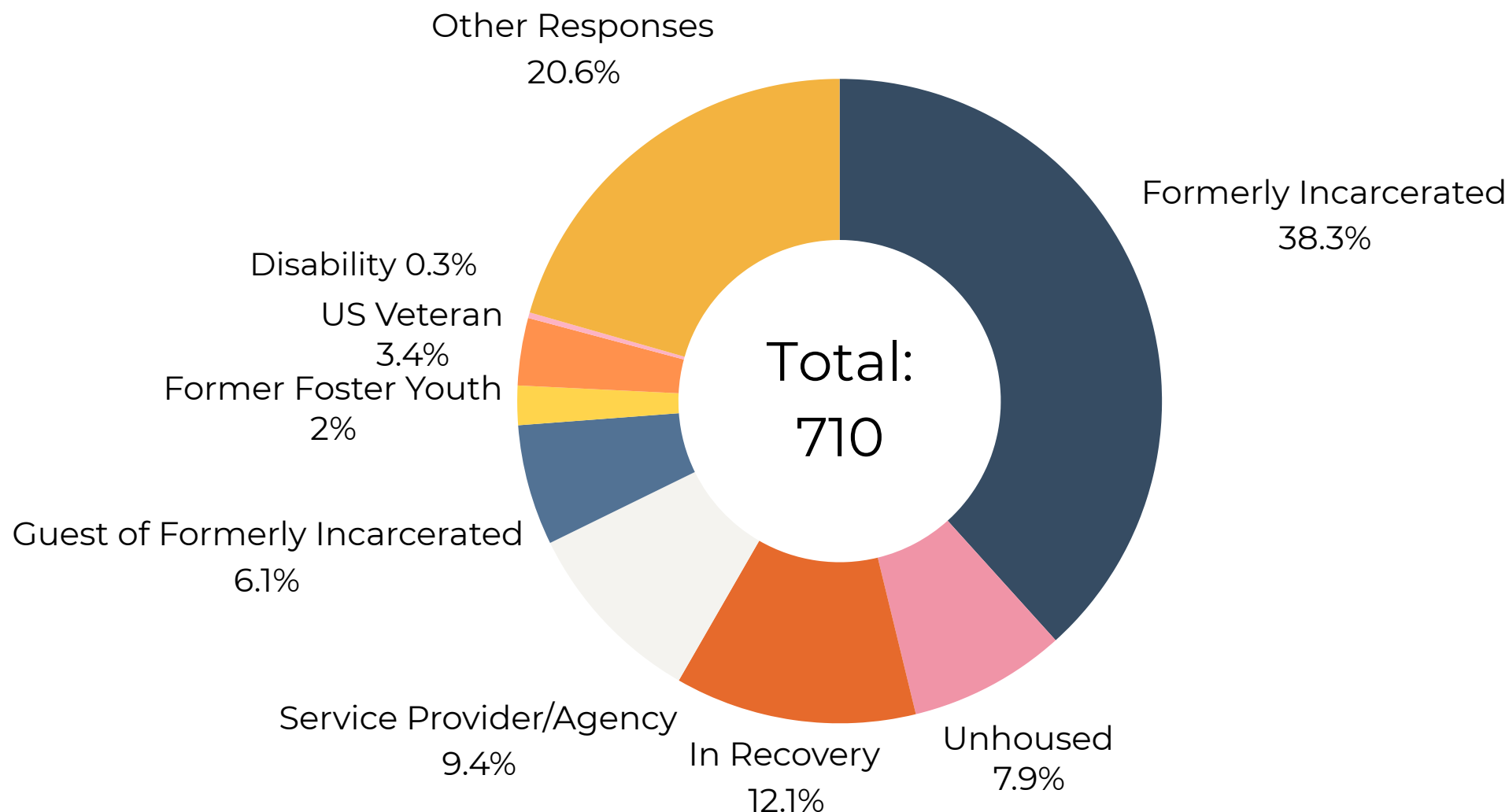
Honda Center, Anaheim



www.hireoc.org



REGISTERED ATTENDEES:



This was our first year piloting pre-registration which caused some challenges at entry. Thus, not all people were accounted for and not all people who entered the event registered upon entry/exit. Additionally, we had such a backlog of people needing to register that volunteers skipped through answers or chose "other" throughout the questions. This will be reflected throughout the numbers. Additionally, many responses were not filled out entirely and others that marked multiple choices which will be reflected in the numbers.

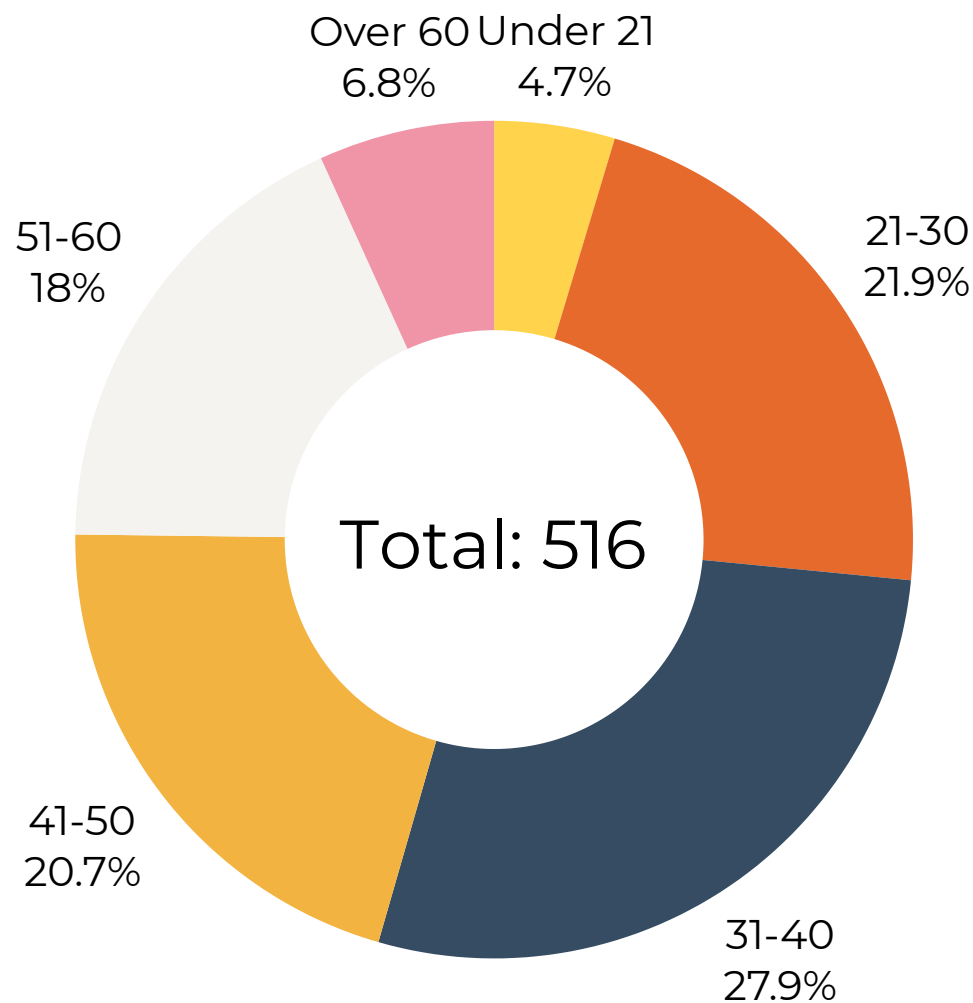
ATTENDEES COMPARISON:

	2024	2023	2022
Formerly Incarcerated	272	74	75
In Recovery	86	X	X
Service Provider	67	14	16
Guest of Formerly Incarcerated	43	21	5
Unhoused	56	9	15
US Veteran	24	X	X
Former Foster Youth	14	X	X
Disability	2	X	X
Other Responses	146	77	51
Total	710	181	162

Numbers marked by "X" were
not specifically tracked in
previous years

ATTENDEE AGE:

*Some discrepancies since some attendees did not provide their age for quicker registration



*Youngest attendee was 17 Most senior attendee was 79.

**Minors are not allowed at the event, but one gained entry without detection



ATTENDEE AGE COMPARISON:

	2024	2023	2022
Under 21	24	8	4
21-30	113	28	28
31-40	144	34	44
41-50	107	19	30
51-60	93	15	18
Over 60	35	5	10
Total	516	109	134



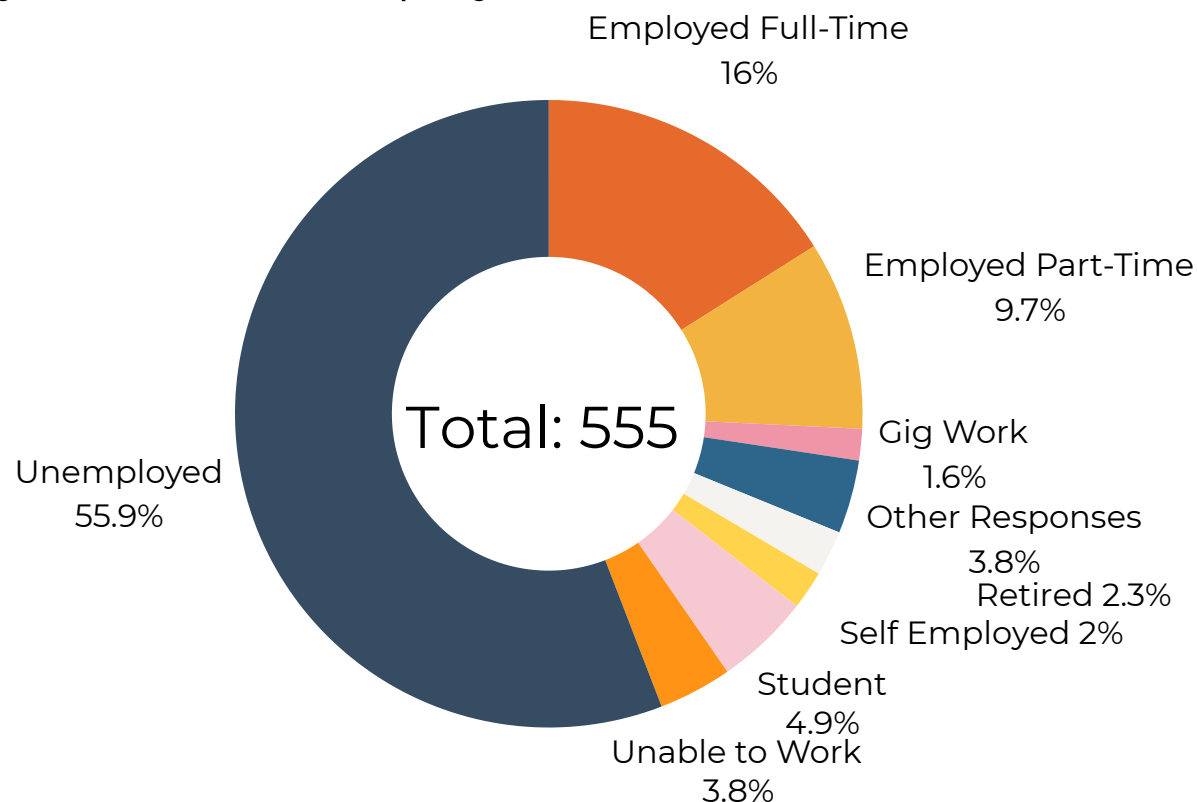
ATTENDEE EMPLOYMENT STATUS:

Question: What is your current employment status?

"Other" Replies:

- N/A
- Adult Transition Program
- Caregiver family member with disability
- Caregiver to disabled family member (my son)
- Chrysalis
- In a 12 week program but already 1/2 way complete
- Looking for more work
- Looking for work
- No set schedule
- None
- On union out of work list local 652 laborer's union
- Project Kinship
- Smal jobs
- Temp work
- The two above are together

**Answers are copied verbatim from registration forms



H.I.R.E.

Page 26 of 50

Hub for Integration, Reentry & Employment

ATTENDEE EMPLOYMENT STATUS COMPARISON:

Question: What is your current employment status?

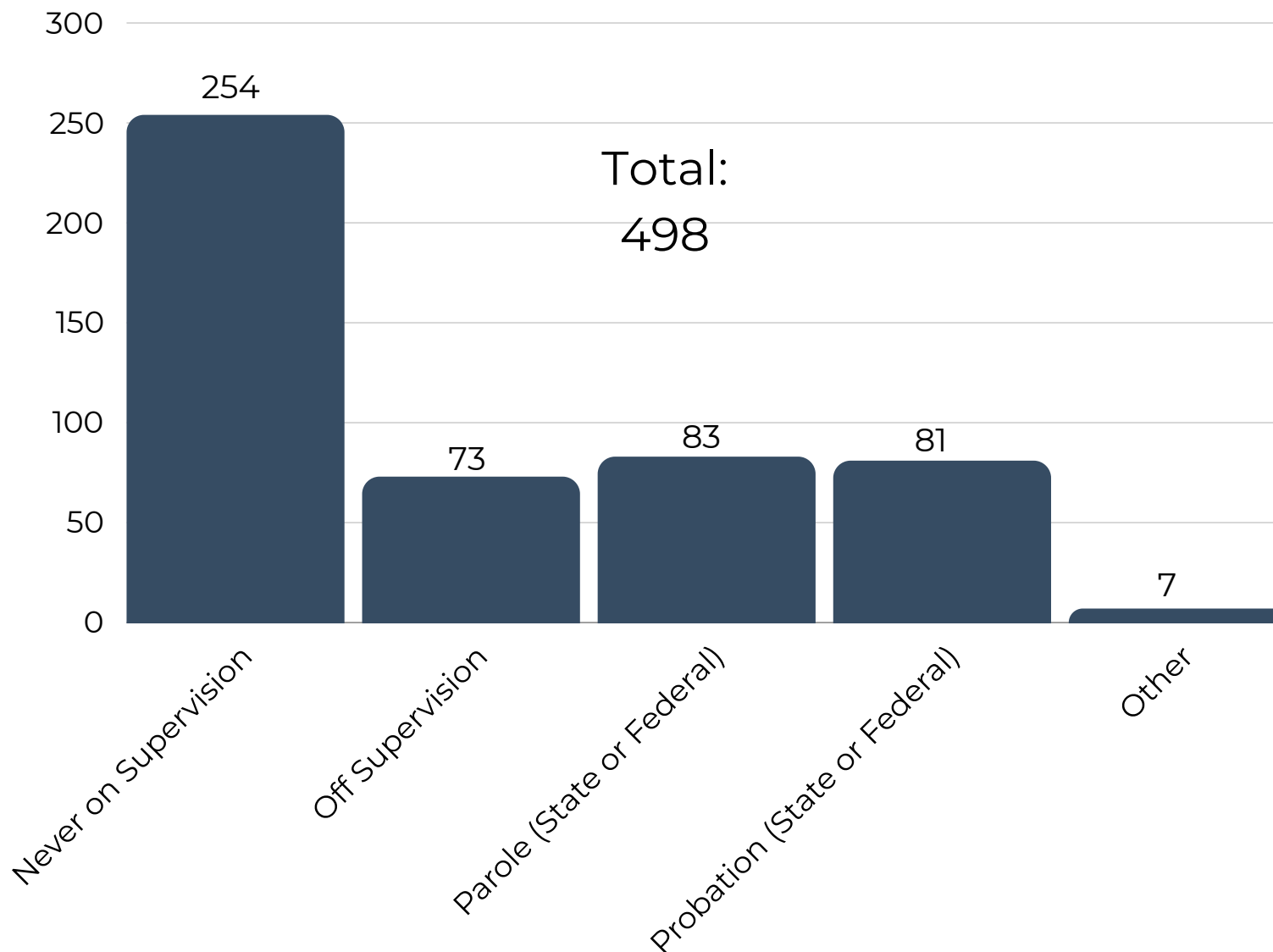


Numbers marked by
"X" were not
specifically asked in
previous years

	2024	2023	2022
Employed Full-Time	89	16	23
Employed Part-Time	54	25	19
Student	27	5	8
Retired	13	0	1
Self-Employed	11	X	X
Gig Work	9	X	X
Unable to Work	21	5	6
Unemployed	310	73	86
Other Responses	21	37	18
Total	555	161	154

ATTENDEE RELEASE STATUS:

Question: What is your release status?



"Other" Answers:

- N/A
- No I'm no longer on probation
- No
- Oral

** Answers are copied verbatim from registration forms

ATTENDEE RELEASE COMPARISON:

Question: What is your release status?

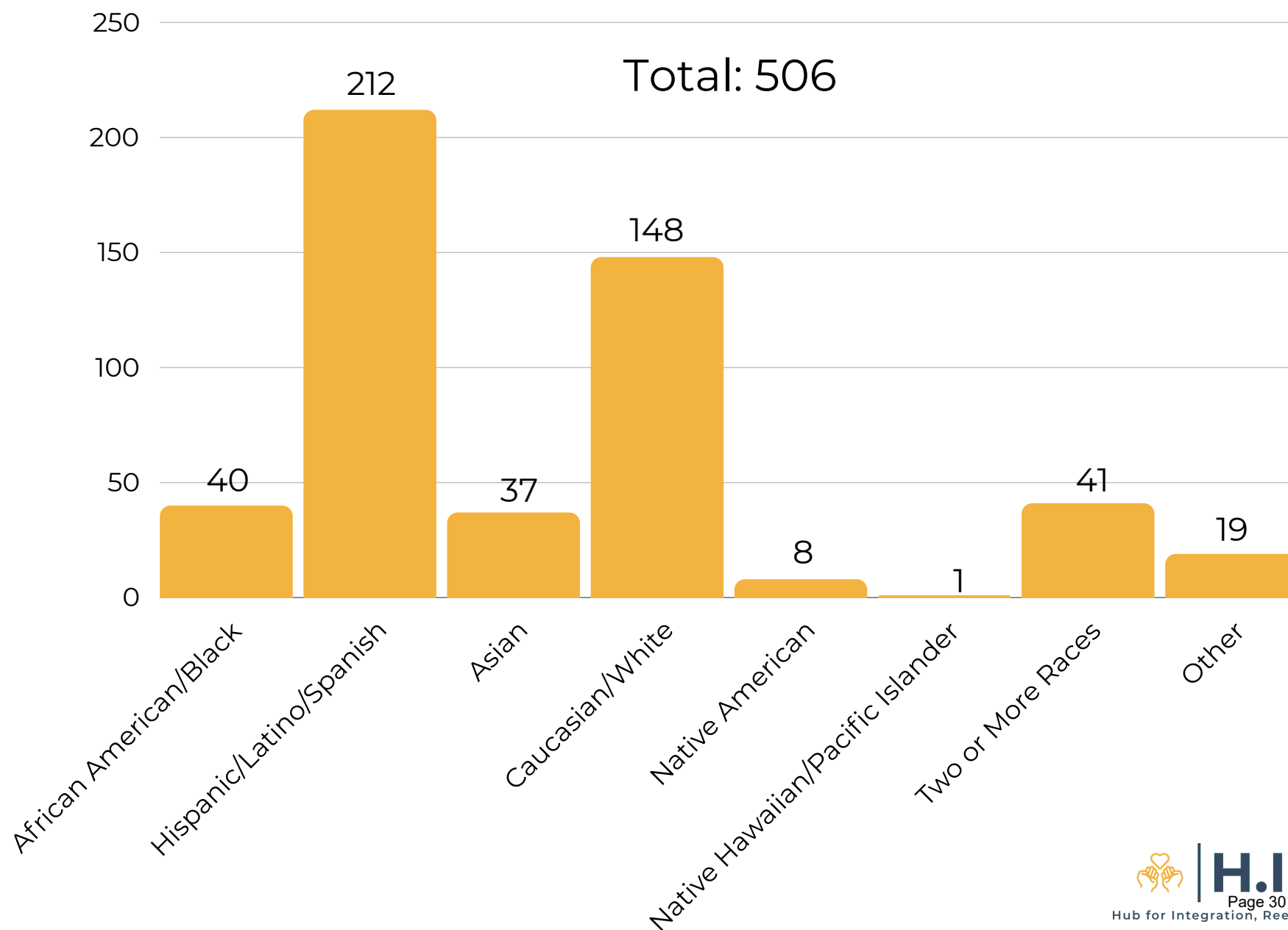
	2024	2023	2022
Not on Supervision	X	23	43
Never on Supervision	254	X	X
Off Supervision	73	X	X
Parole (State or Federal)	83	29	24
Probation (County or Federal)	81	34	34
Other	7	16	28
Did not Answer	N/A	55	19
Total	498	157	148

Numbers marked by "X" were not specifically asked in previous years



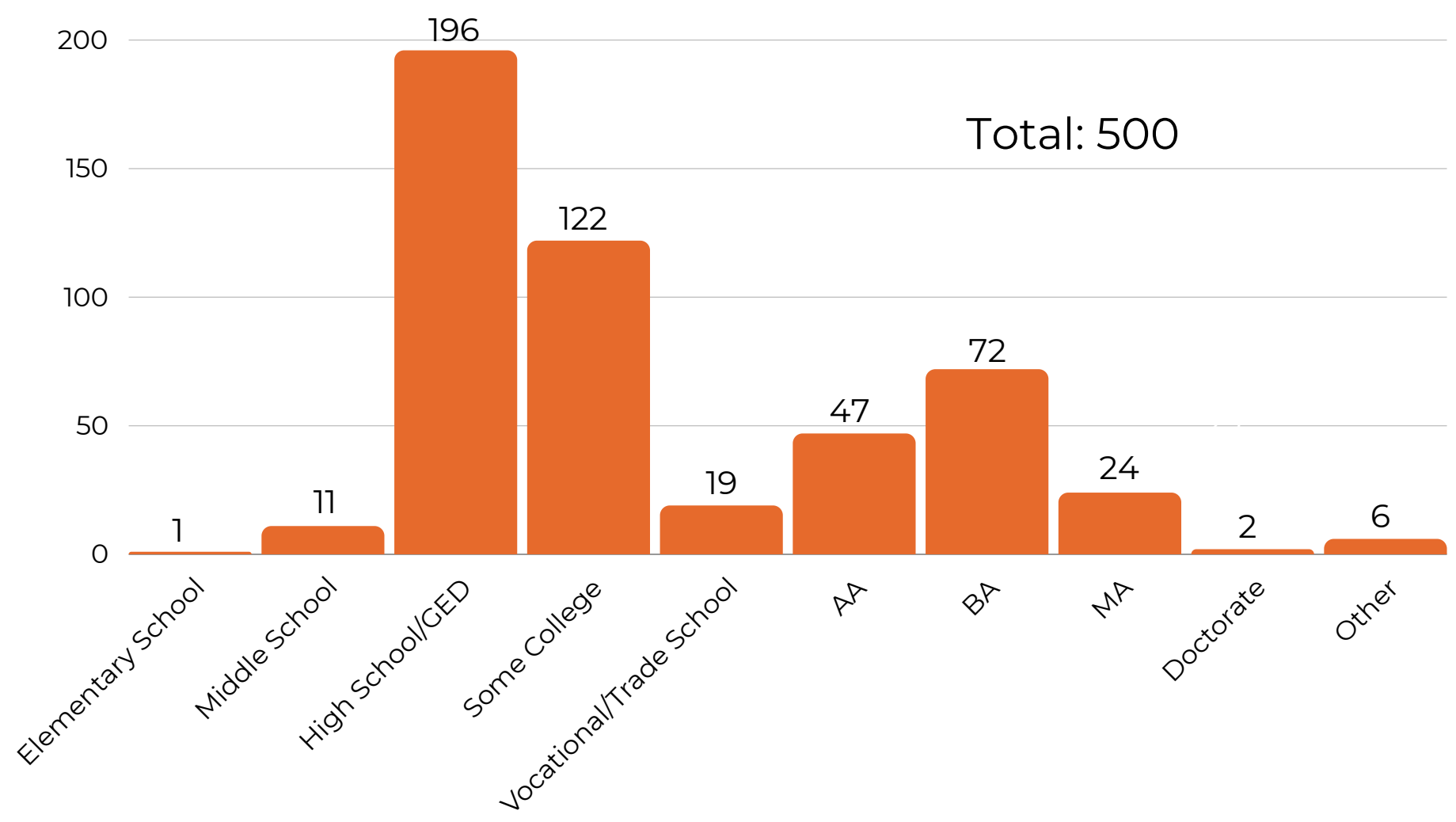
ATTENDEE ETHNICITY & RACE:

Question: What is your ethnicity/race?



ATTENDEE EDUCATION LEVEL:

Question: What is the highest level of education you have completed?



"Other" Replies

- 10th grade
- N/A
- Not school

ATTENDEE EDUCATION LEVEL COMPARISON:

Question: What is the highest level of education you have completed?

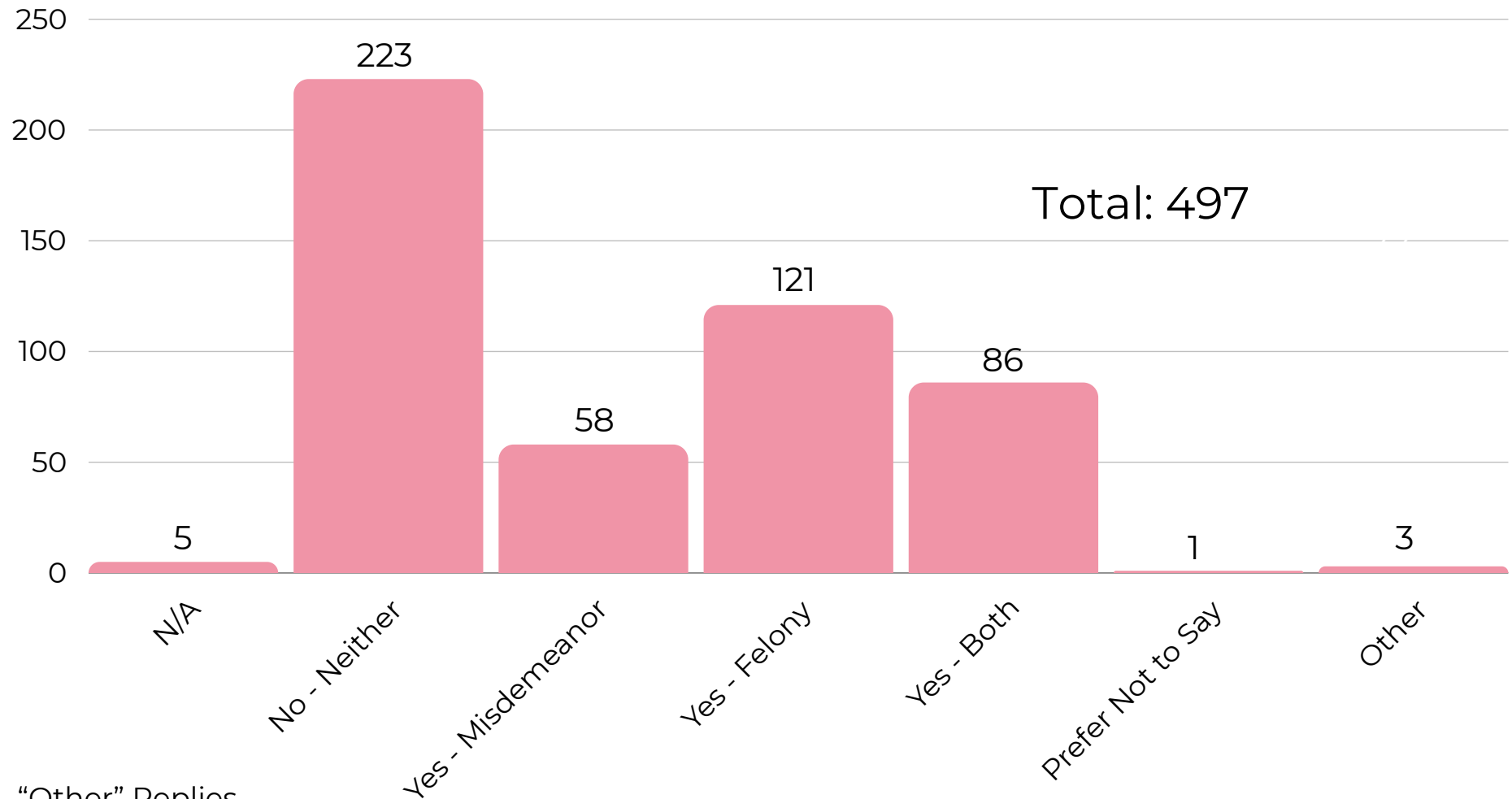
	2024	2023	2022
Elementary School	1	2	1
Middle School	11	2	4
High School/GED	196	61	90
Some College	122	32	1
Vocational/Trade School	19	X	1
AA	47	11	19
BA	72	7	17
MA	24	2	6
Doctorate	2	1	1
Other	6	44	7
Total	500	159	147

Numbers marked by "X" were not specifically asked in previous years

ATTENDEE BACKGROUND:

Item 5 - CBO

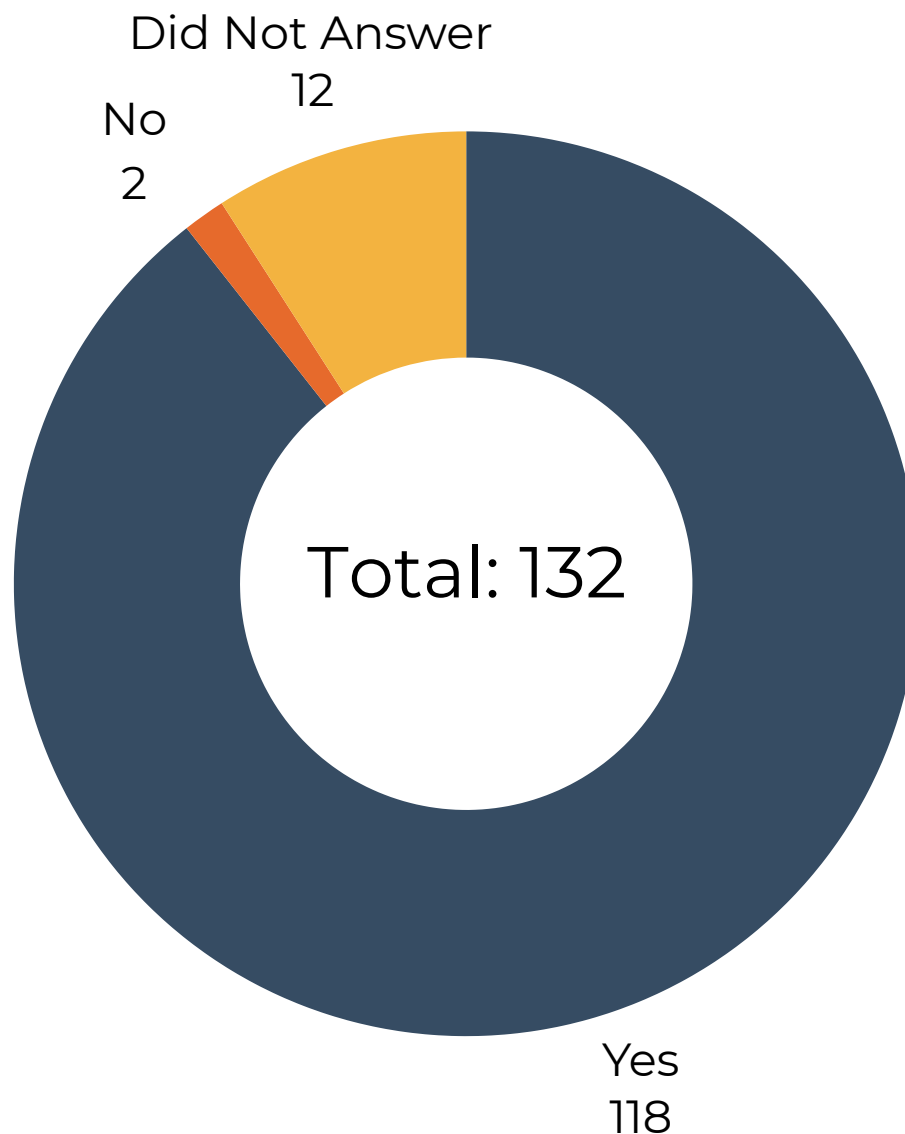
Question: Have you ever been convicted of a crime?



"Other" Replies

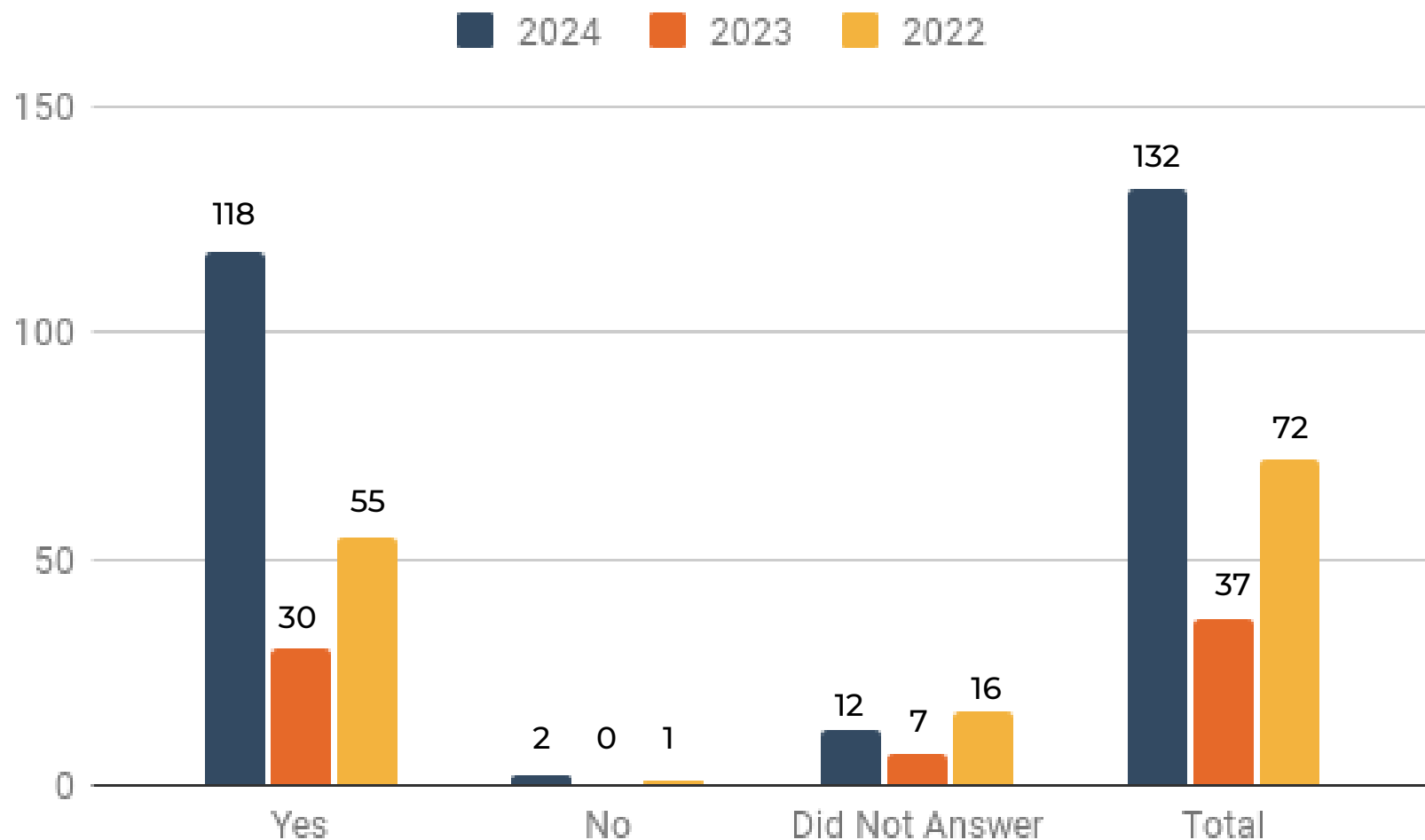
- Charge
- DUI
- Yes of a crime

DID ATTENDEE RECEIVE USEFUL INFO TODAY?



***Answers were collected via forms turned in at the end - we did not receive the majority of these back

DID ATTENDEE RECEIVE USEFUL INFO TODAY? COMPARISON

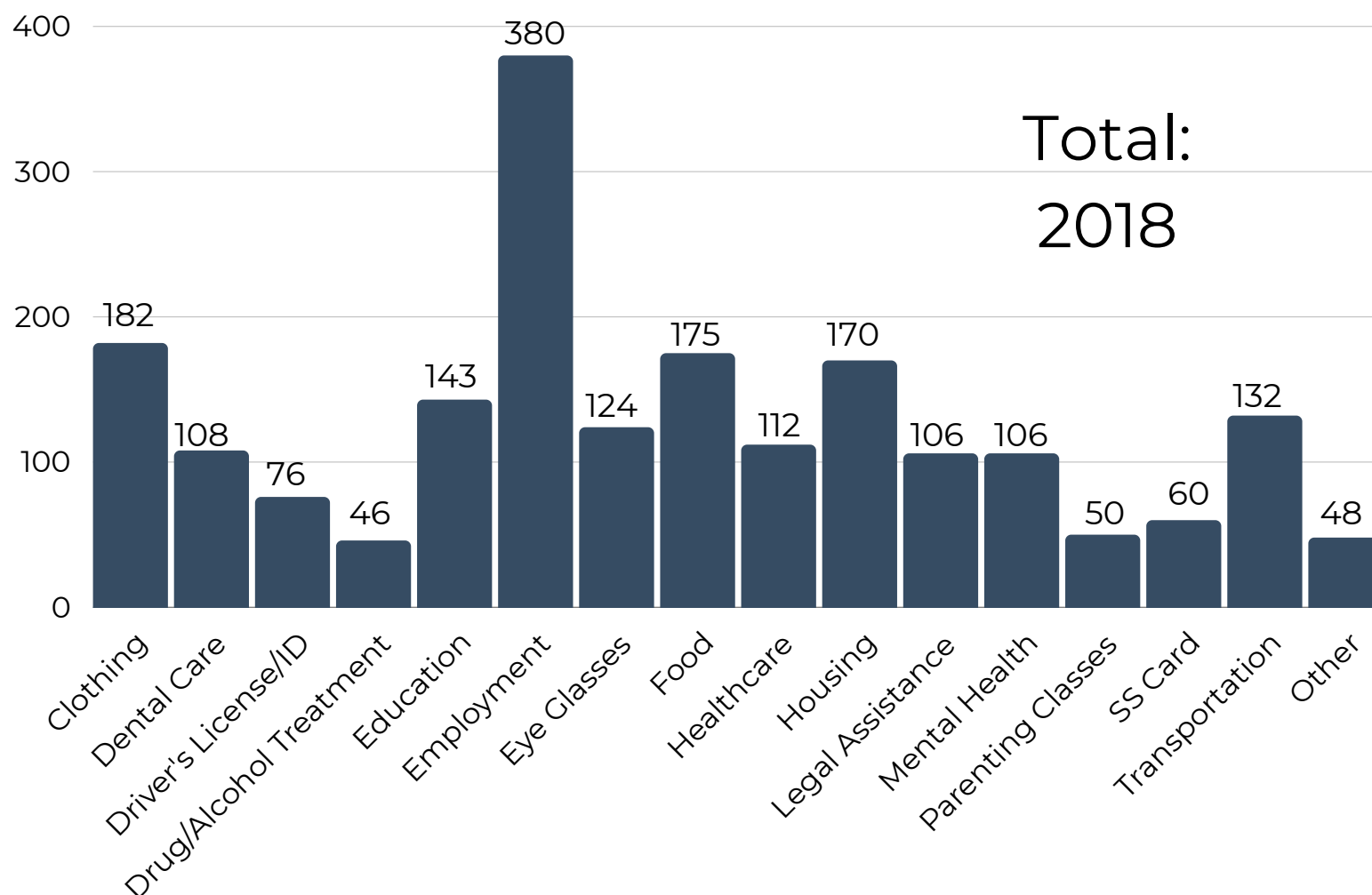


SERVICES NEEDED:

Question: Please check any of the following services that you think you will use
(Multiple Choice)

"Other" Replies:

- N/A
- All Resources
- Disability help
- Financial assistance
- Gas card
- Info only
- Not sure
- Miscellaneous
- Veteran resources
- New cell phone
- Anger management
- Networking
- Other
- Attending as an advocate/mentor
- Connect with other agencies to spread their resources to our clients
- General relief for rent utilities and other
- Help paying rent for room I live in
- Information for the clients that we serve
- Resources for clients
- Resources for affordable housing for older adults
- Training for a new job skill or career
- Just looking around
- Just there to support others and get information on resources
- Mental health for son



**Answers are copied verbatim from forms turned in

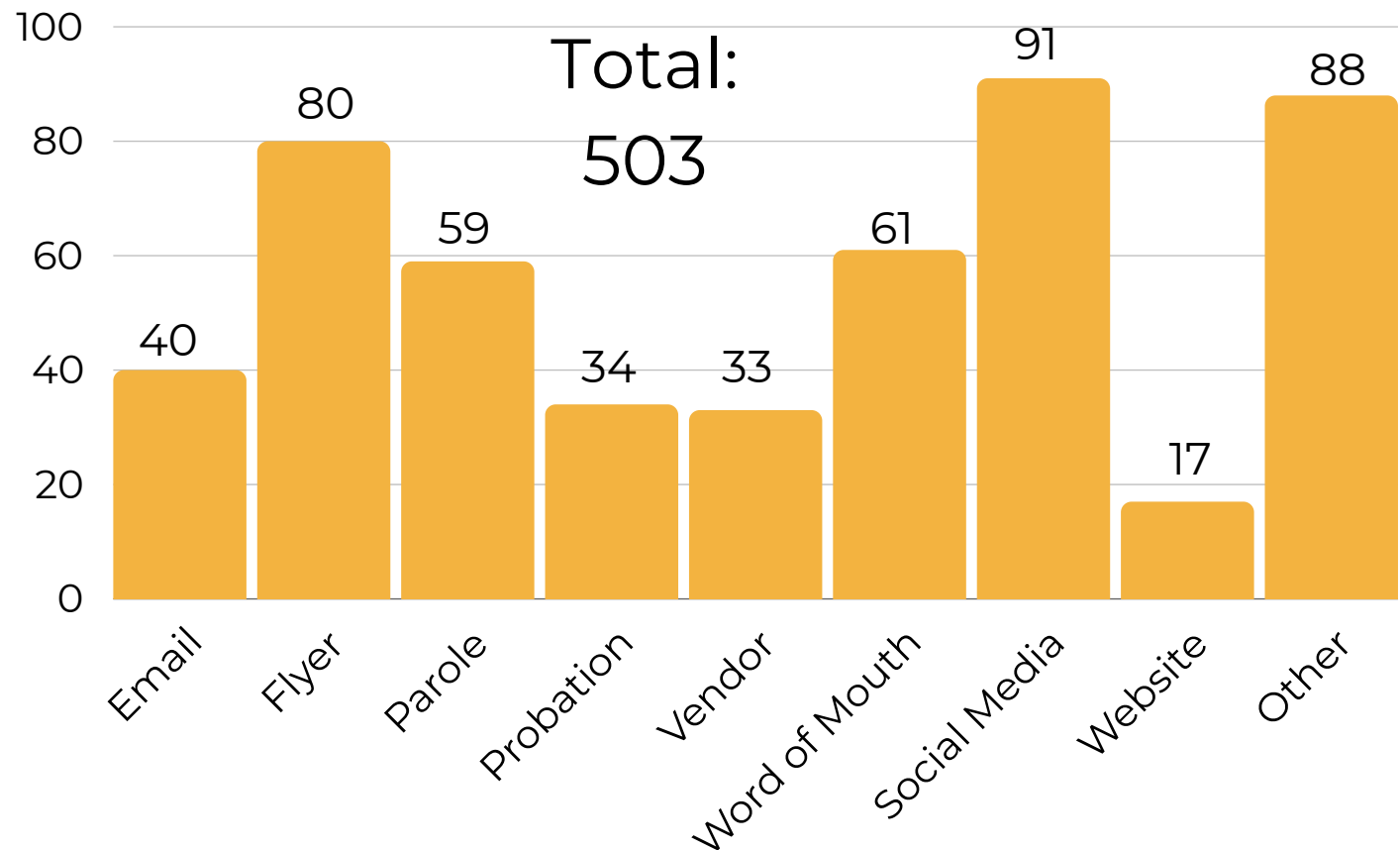
	2024	2023	2022
Clothing	182	17	26
Dental Care	108	11	14
Driver's License/ID	76	7	6
Drug/Alcohol Treatment	46	6	5
Education	143	18	31
Employment	380	27	48
Eye Glasses	124	5	15
Food	175	13	14
Healthcare	112	5	12
Housing	170	14	23
Legal Assistance	106	5	10
Mental Health	106	6	14
Parenting Classes	50	1	3
SS Card	60	4	4
Transportation	132	9	14
Other	48	6	16
Total	2018	154	255

HOW ATTENDEES HEARD ABOUT THE FAIR:

Question: How did you hear about the H.I.R.E. Resource Fair? (Check all that apply)

Other Replies:

- N/A
- Chrysalis
- Charity on Wheels
- Academic Advisor
- Anaheim Jobs
- Anaheim Work Force
- Career Center
- Carnegie shelter
- Case manger
- Durg counseling
- EasterSeals
- EDD
- Employment center
- Work force solution
- Working wardrobe
- YOW Samantha
- Genesis new beginning outpatient
- Goodwill Employment Works
- Job fair advocates
- Last year attendee
- Lift Off Recovery
- Mariposa
- OC Business & Economic Development Center
- P. A. T. H
- Telecare
- The County Health Care Agency
- Tierny Center in Santa Ana
- VA
- Department o Rehabilitation-Arturo
- Daily Reporting Center
- WIT
- Project kenship
- Project Rebound
- Ready set OC
- Rehab
- Salvation foundation
- Sheriff/Law Enforcement
- Vocational specialist

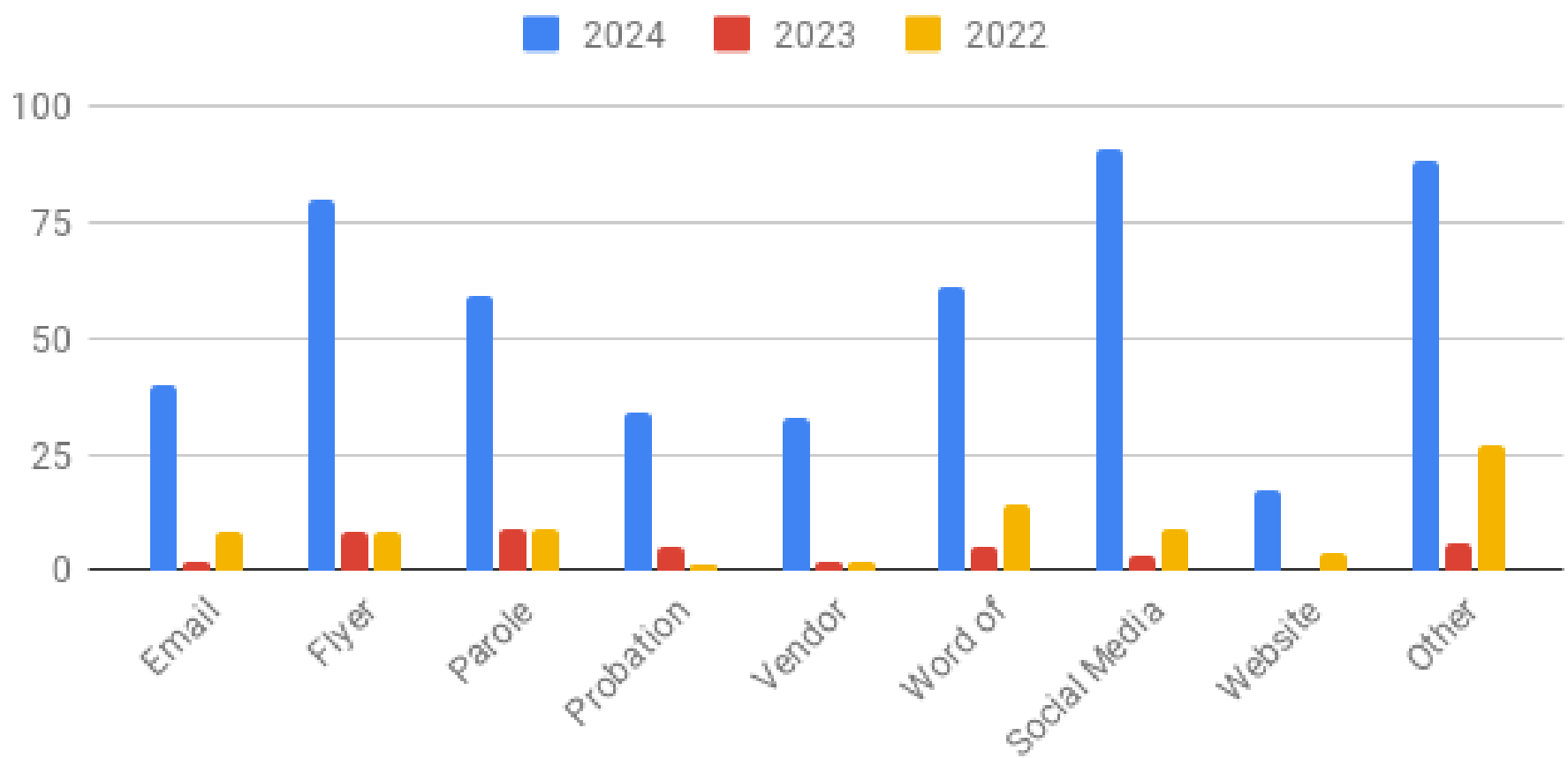


*For "Other" there was a space to answer

** Answers are copied verbatim from forms collected.

HOW ATTENDEES HEARD ABOUT THE FAIR (COMPARISON):

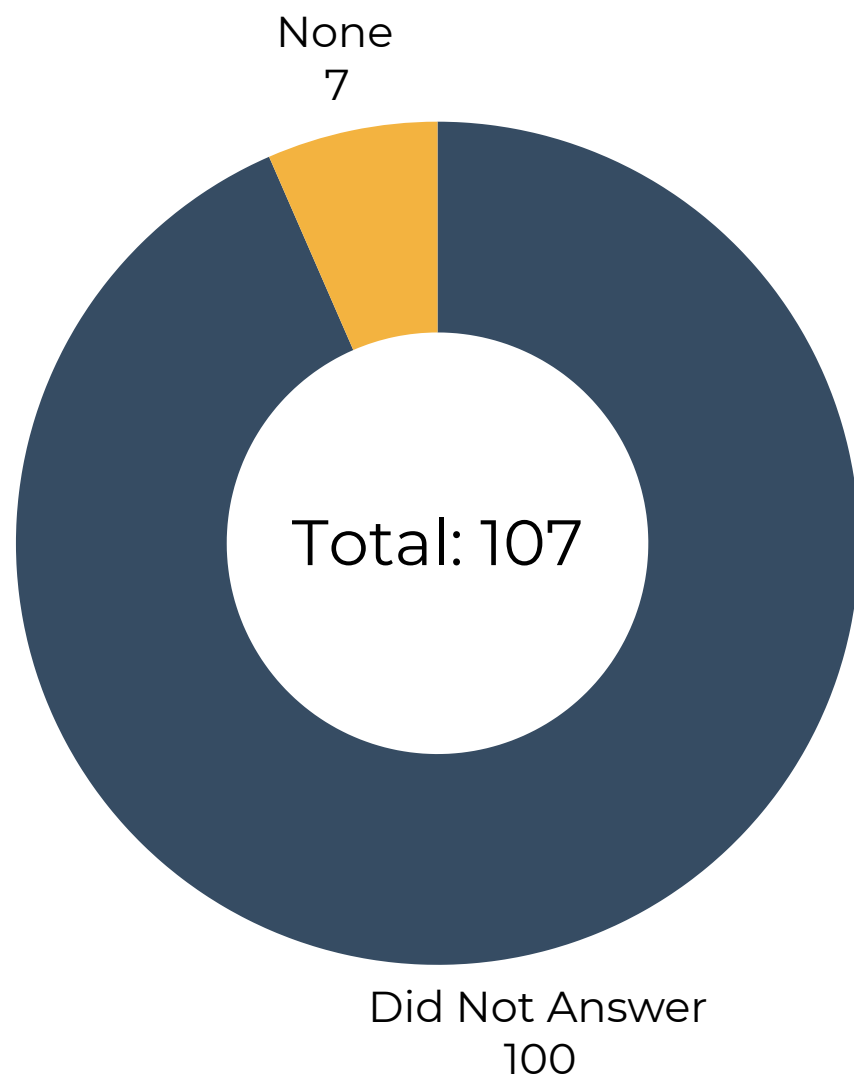
Question: How did you hear about the H.I.R.E. Resource Fair? (Check all that apply)



*For "Other" there was a space to answer

OTHER SERVICES ATTENDEES WANT TO SEE:

Question: What services were missing that you would like to see or need more of?



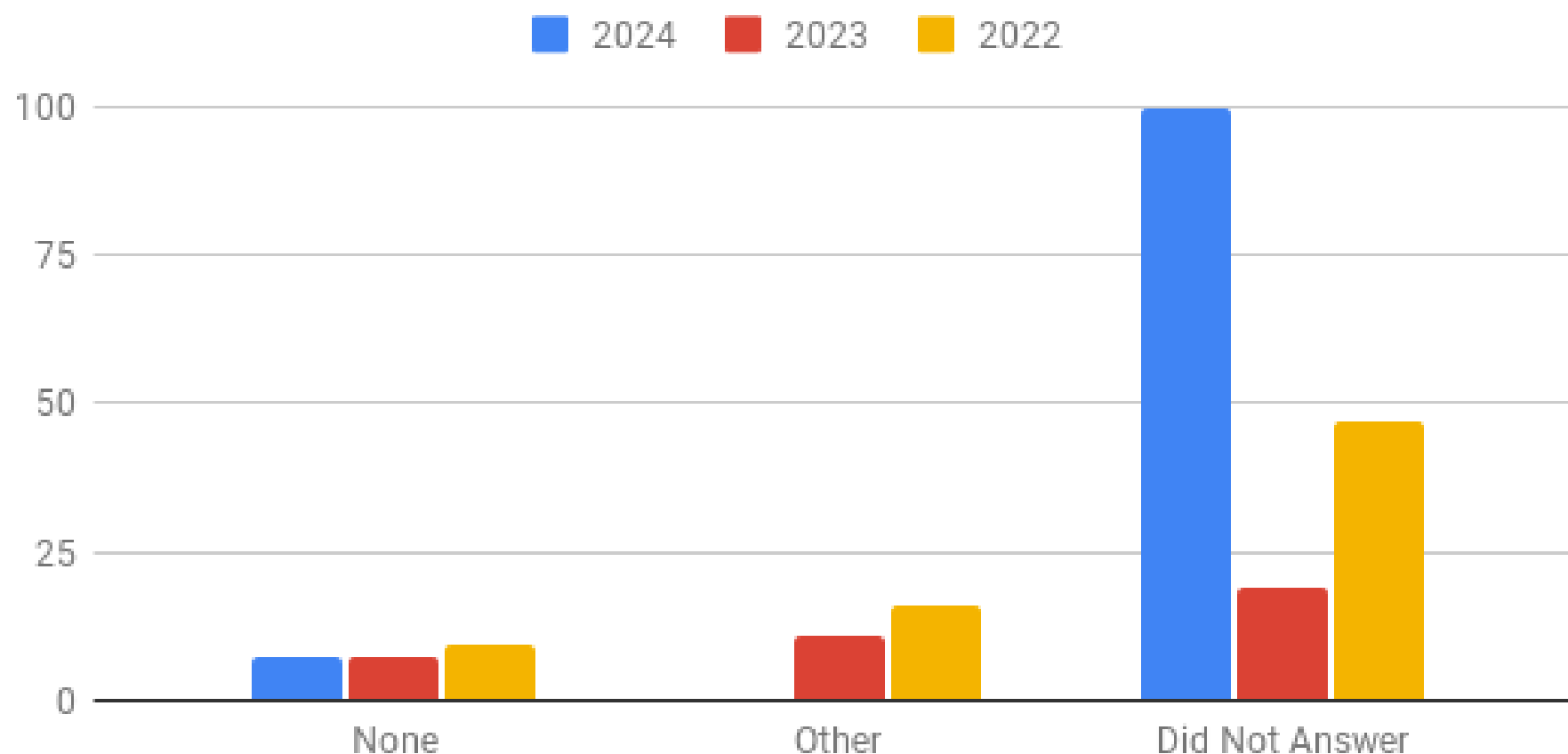
Open Ended Question:

- job opportunities (more focused companies)
- more trainings/workshops
- mental health
- employment
- social groups
- housing
- more job opportunities
- more info on events such as today.
- Making list of other state and local
- actual job placement
- schooling
- find a job

** Answers are copied verbatim from forms collected

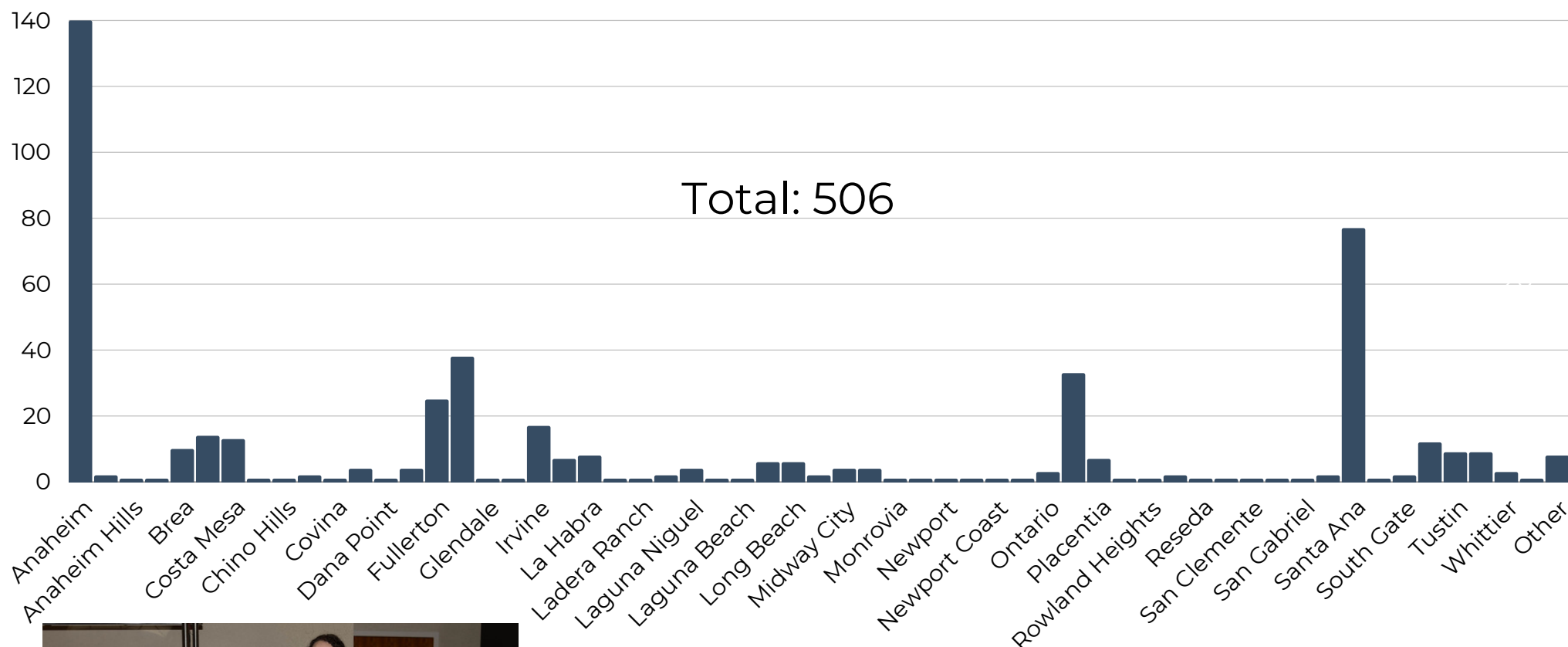
OTHER SERVICES ATTENDEES WANT TO SEE COMPARISON:

Question: What services were missing that you would like to see or need more of?



ATTENDEE CITY:

Write in Question: City of Residence



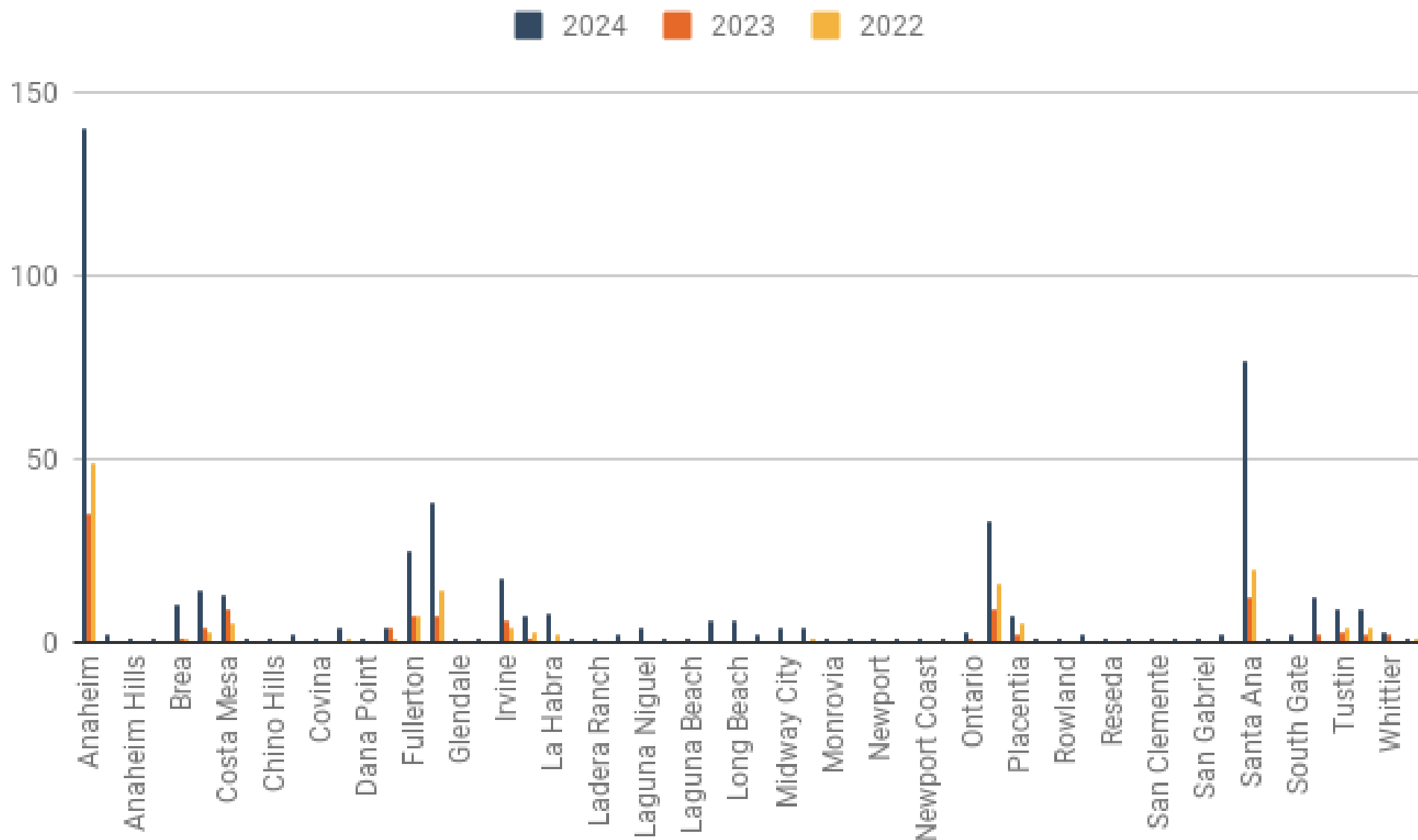
"Other" Replies

- Homeless
- No home
- OC
- Orange County

** Answers are copied verbatim from forms collected.

ATTENDEE CITY COMPARISON:

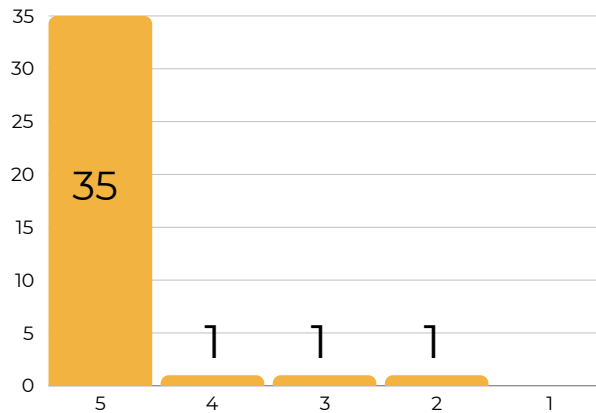
Write in Question: City of Residence



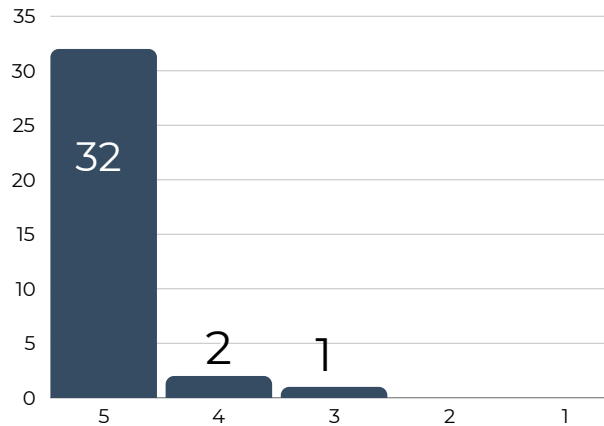
Vendor Survey Results:

Item 5 - CBO

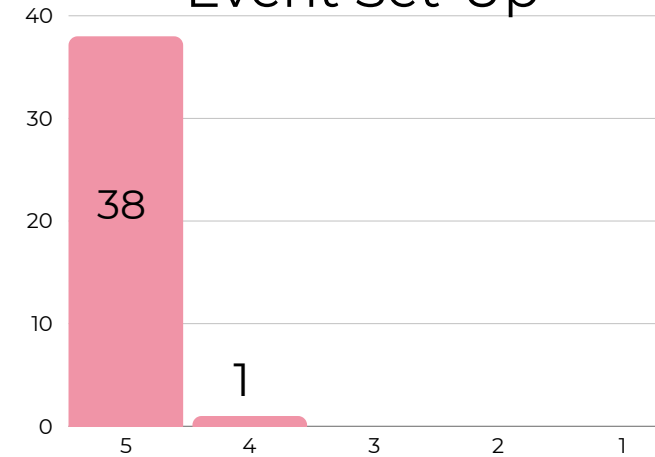
Vendor Rating for "Overall Resource Fair"



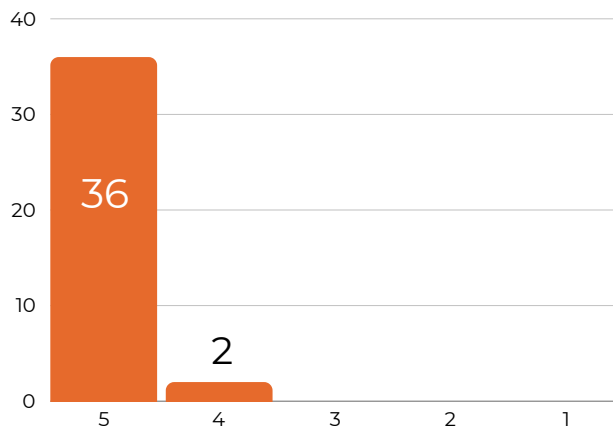
Vendor Rating for "Attendance"



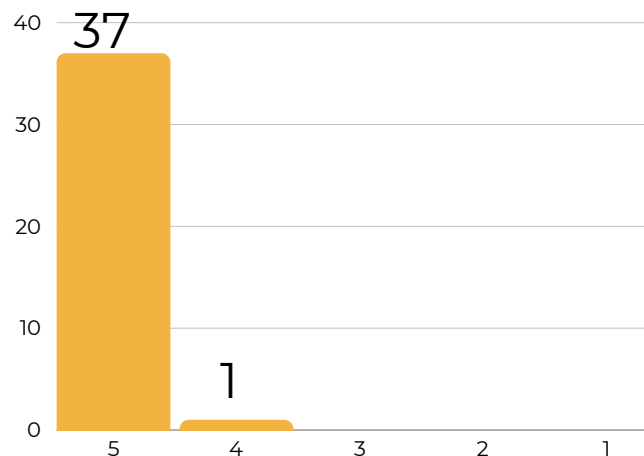
Vendor Rating for "Event Set-Up"



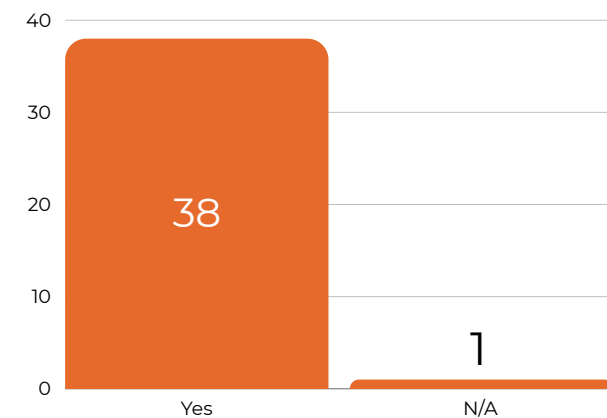
Vendor Rating for "Day/Time/Location"



Vendor Rating for "Event Sign Up & Communication"



Would your agency attend again?



***Vendors were asked to rate the categories out of 5

Vendor Survey Results Comparison:

2024	5	4	3	2	1
Overall Resource Fair	35	1	1	1	
Attendance	32	2	1		
Event Set-Up	38	1			
Day/Time/Location	36	2			
Sign-Up & Communication	37	1			

2023	5	4	3	2	1
Overall Resource Fair	10	1			
Attendance	9	2			
Event Set-Up	11				
Day/Time/Location	10	1			
Sign-Up & Communication	9	2			

Would your agency attend again?	2024	2023
Yes	38	11
No	0	0
N/A	1	X

Vendor Feedback:

Vendors were asked “Would your agency/organization attend a similar event in the future? Why or why not?”:

- “Yes, very well put together”
- “Yes, it is a great resource for clients and ourselves”
- “Yes, very well organized and great turn out”
- “Yes, great turn around and so many attendees”
- “Absolutely, we enjoyed connecting with justice involved individuals”
- “Yes, got to network with many other orgs and meet potential candidates”
- “Yes, great resources for clients”
- “Yes, great community involvement”
- “Yes, please include us”
- “Yes because this event provides hope in offering provisions people being released from jail may not find anywhere”

**** Answers are copied verbatim from emails/forms collected**



Summary

Highlights:

Free haircuts
Free visual dental exams
Free professional headshots
Dozens of giveaways



*531 Registered
63 Unique Vendors
184 Vendor Guests
2 HIRE Staff
2 Press
29 Volunteers
Total: 589

*Not all who registered are being counted in the total attended, but they are reflected in number registered



Hub for Integration, Reentry & Employment







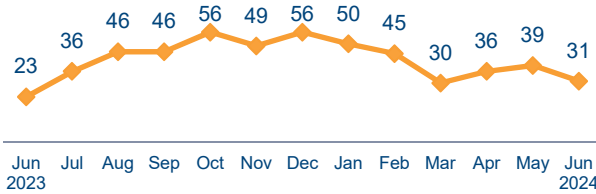
AB109 Monthly Stats June 2024

Postrelease Community Supervision (PCS)

Releases from Prison
from 10/1/11 - 6/30/24 = 12,126

2024 YTD = 231

2024 Monthly Avg = 39



PCS Active Supervision

(Excludes Warrants)

912

Warrant

219
ICE

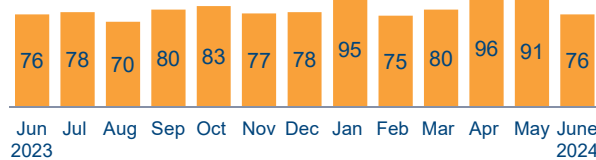
504
PCS

723
Total

Warrants

2024 YTD = 513

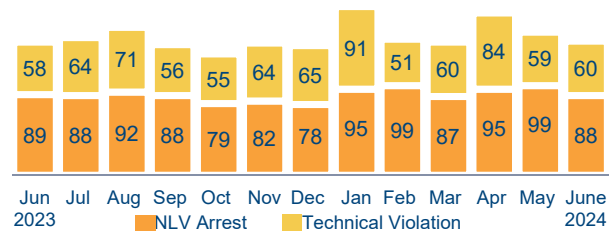
2024 Monthly Avg = 86



Revocations

2024 YTD = 968

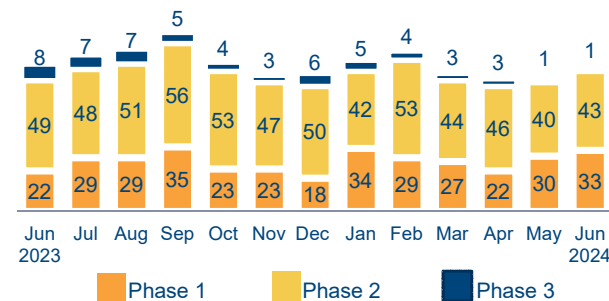
2024 Monthly Avg = 161



Day Reporting Center Participants

2024 Monthly Avg = 77

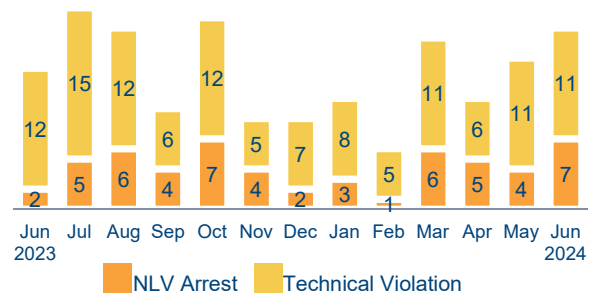
Monthly Avg: (AB109 = 32, GenSup = 41, TAY = 1, Pre = 0, MRT = 3)



Flash Incarcerations

2024 Monthly Avg = 13

2023 Monthly Avg = 16



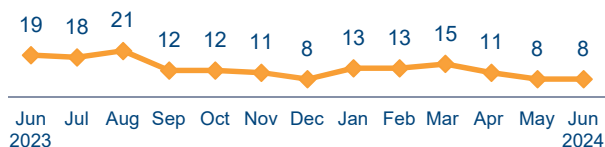
Mandatory Supervision (MS)

Individuals with MS Convictions

from 10/1/11 - 6/30/24 = 4859

2024 YTD = 68

2024 Monthly Avg = 11



MS Active Supervision

(Excludes Warrants)

266

Warrants

430

June MS Violations

5

June Flash Incarcerations

2