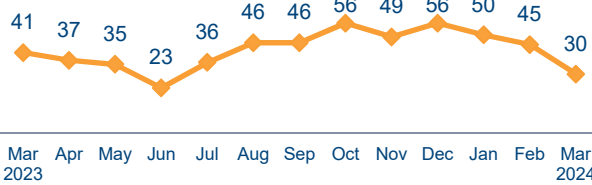




AB109 Monthly Stats March 2024

Postrelease Community Supervision (PCS)

Releases from Prison
from 10/1/11 - 3/31/24 = 11,983
2024 YTD = 125
2024 Monthly Avg = 42



PCS Active Supervision

(Excludes Warrants)

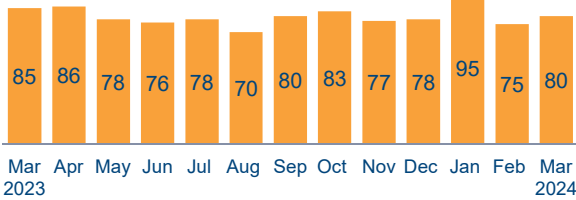
928

Warrant



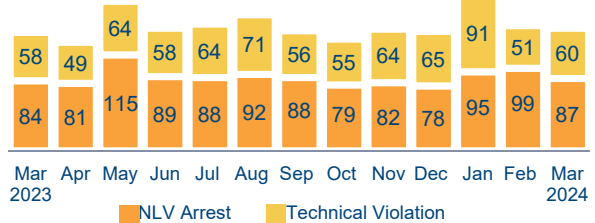
Warrants

2024 YTD = 250
2024 Monthly Avg = 83



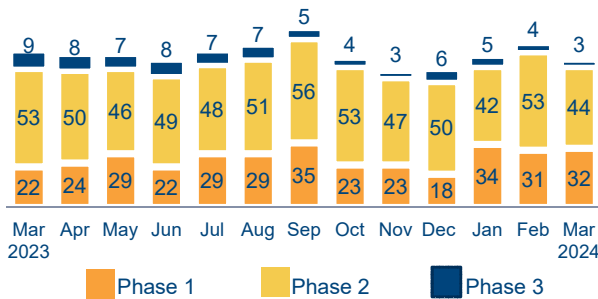
Revocations

2024 YTD = 483
2024 Monthly Avg = 161



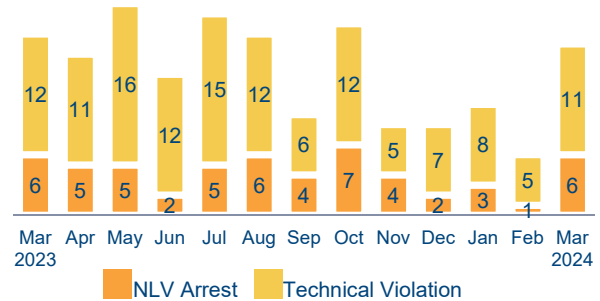
Day Reporting Center Participants

2024 Monthly Avg = 83
Monthly Avg: (AB109 = 35, GenSup = 44, TAY = 1, Pre = 0, MRT = 3)



Flash Incarcerations

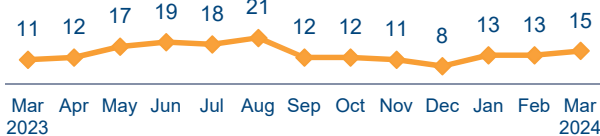
2024 Monthly Avg = 11
2023 Monthly Avg = 16



Mandatory Supervision (MS)

Individuals with MS Convictions

from 10/1/11 - 3/31/24 = 4839
2024 YTD = 41
2024 Monthly Avg = 14



MS Active Supervision

(Excludes Warrants)

269

Warrants

439

March Flash Incarcerations

0