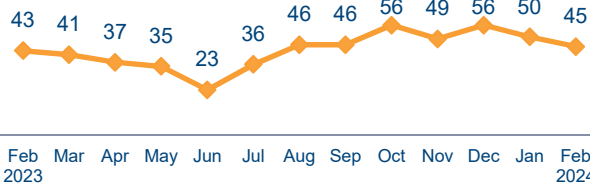




## AB109 Monthly Stats February 2024

### Postrelease Community Supervision (PCS)

**Releases from Prison**  
from 10/1/11 - 2/29/24 = 11,943  
2024 YTD = 95  
2024 Monthly Avg = 48



**PCS Active Supervision**  
(Excludes Warrants)

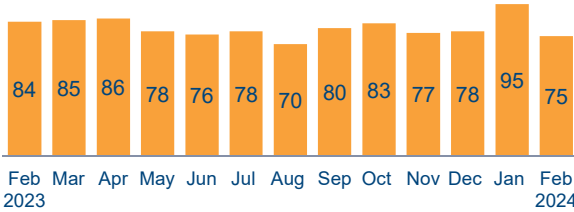
954

**Warrant**

217 ICE    510 PCS    727 Total

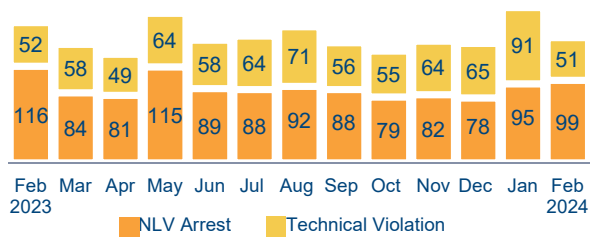
### Warrants

2024 YTD = 170  
2024 Monthly Avg = 85



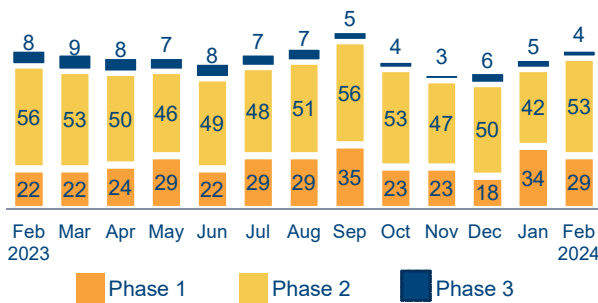
### Revocations

2024 YTD = 336  
2024 Monthly Avg = 168



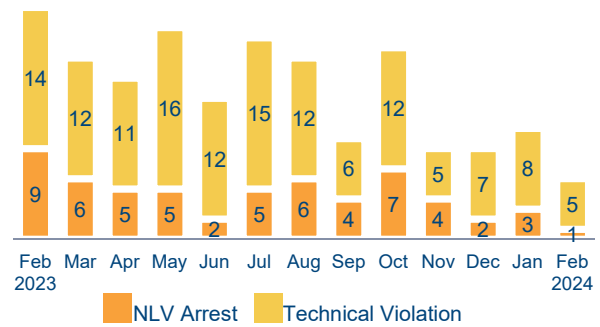
### Day Reporting Center Participants

2024 Monthly Avg = 84  
2024 Monthly Avg: (AB109 = 40, GenSup = 44)



### Flash Incarcerations

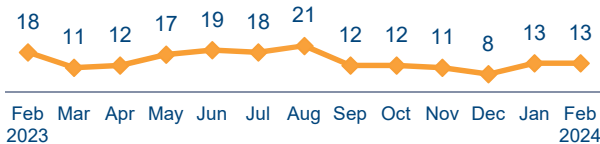
2024 Monthly Avg = 9  
2023 Monthly Avg = 16



### Mandatory Supervision (MS)

#### Individuals with MS Convictions

from 10/1/11 - 2/29/24 = 4827  
2024 YTD = 26  
2024 Monthly Avg = 13



#### MS Active Supervision

(Excludes Warrants)

260

Warrants

437

February Flash Incarcerations

4