



AB109 Monthly Stats January 2024

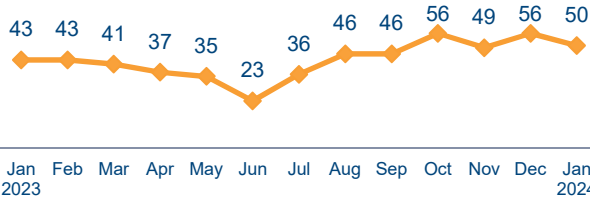
Postrelease Community Supervision (PCS)

Releases from Prison

from 10/1/11 - 1/31/24 = 11,888

2024 YTD = 50

2024 Monthly Avg = 50



PCS Active Supervision

(Excludes Warrants)

932

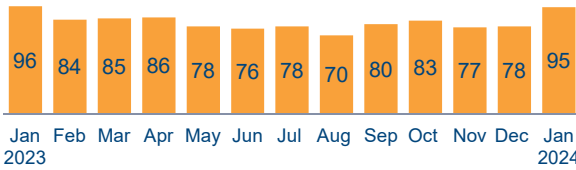
Warrant



Warrants

2024 YTD = 95

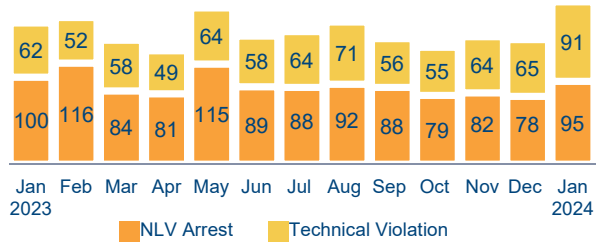
2024 Monthly Avg = 95



Revocations

2024 YTD = 186

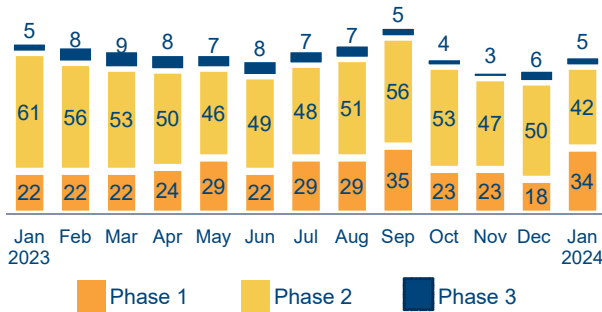
2024 Monthly Avg = 186



Day Reporting Center Participants

2024 Monthly Avg = 81

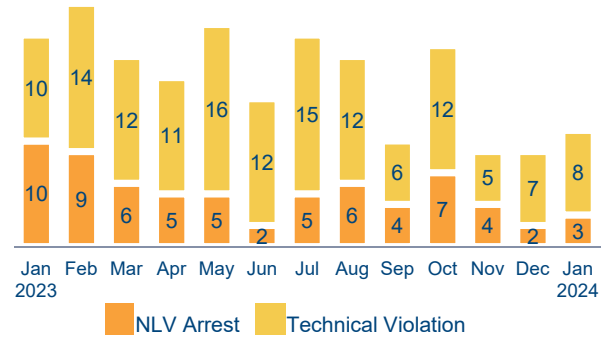
2024 Monthly Avg: (AB109 = 41, GenSup = 40)



Flash Incarcerations

2024 Monthly Avg = 11

2023 Monthly Avg = 16



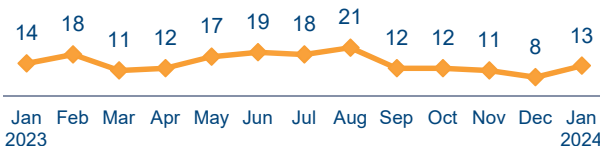
Mandatory Supervision (MS)

Individuals with MS Convictions

from 10/1/11 - 1/31/24 = 4815

2024 YTD = 13

2024 Monthly Avg = 13



MS Active Supervision

(Excludes Warrants)

254

Warrants

439

January Flash Incarcerations

1