

**Notice and Call
of a
Special Meeting
of the
Orange County Juvenile Justice Coordinating Council**

A Special Meeting of the Orange County Juvenile Justice Coordinating Council will convene on Thursday, September 14, 2023, at 1:30 p.m., in Classroom 2, MRC, 333 The City Drive South (previously referred to as 333 Sidwell Way), Orange, California.

The items of business to be conducted at this meeting are:

As outlined on attached agenda

Opportunity will be provided, before or during the consideration of each item of business, for members of the public to directly address the Council regarding that business.

DocuSigned by:

Daniel Hernandez

94A0CE1925D14F3...

DANIEL HERNANDEZ

Chair

AGENDA

SPECIAL MEETING ORANGE COUNTY JUVENILE JUSTICE COORDINATING COUNCIL



Thursday, September 14, 2023, 1:30 P.M.

PROBATION DEPARTMENT
MRC, Classroom 2 (behind Juvenile Hall)
333 The City Drive South (previously referred to as 333 Sidwell Way)
Orange, California

****Members of the public may attend and participate remotely by following the instructions below.****

DANIEL HERNANDEZ, Chair
Probation

HETHER BENJAMIN
Community Based Organization Rep.

VERN BURTON
Education Representative

AMIR EL-FARRA
Local Law Enforcement

KATRINA FOLEY
Orange County Board of Supervisors

LAURA JOSE
Public Defender

VERONICA KELLEY
Health Care Agency, Mental Health

MEGHAN MEDLIN
At Large Community Representative

KIRSTEN MONTELEONE
Sheriff-Coroner

NAZLY RESTREPO
Community Based Drug & Alcohol Rep.

NORA SANCHEZ
Juvenile Court Representative

TODD SPITZER
District Attorney

AN TRAN
Social Services Agency

VACANT
Business Representative

*The Orange County Juvenile Justice Coordinating Council welcomes you to this meeting. This agenda contains a brief general description of each item to be considered. The Council encourages your participation. If you wish to speak on an item contained in the agenda, please complete a speaker request form and return to the Clerk or press *9 or the "Raise Hand" feature following the Chair's invitation from the public to speak. Once acknowledged and prompted by the Chair or Clerk, you may begin to speak. Except as otherwise provided by law, no action shall be taken on any item not appearing in the agenda. When addressing the Council, please state your name for the record prior to providing your comments.*

**** INSTRUCTIONS FOR PUBLIC ATTENDING THE MEETING REMOTELY ****

Members of the public may observe and participate in the meeting telephonically or via the internet as described below. To attend the meeting via teleconference please call:

- iPhone one-tap: US: +16699009128, 86195420580# Passcode 405505# or + 16694449171, 86195420580# Passcode 405505# or
- Telephone: Dial (for higher quality, dial a number based on your current location): US: +1 669 900 9128 or +1 346 248 7799 or +1 253 215 8782 or +1 301 715 8592 or +1 312 626 6799 or +1 646 558 8656
Enter Webinar ID: 86195420580# Passcode 405505# (once you enter this code, you should be automatically connected to the call; you will remain on the line until meeting begins) or

AGENDA

- Internet: Use the following link:

<https://us02web.zoom.us/j/86195420580?pwd=VGgvbVRKRC9LdUtRV2MwOFZRWjVHZz09>

****In compliance with the Americans with Disabilities Act, those requiring accommodation for this meeting should notify the Clerk of the Board's Office 72 hours prior to the meeting at (714) 834-2206****

*All supporting documentation is available for public review online at:
<https://ocprobation.ocgov.com/bureaus/communications/committees/orange-county-juvenile-justice-coordinating-council> and in the office of the Clerk of the Board of Supervisors located in the County Administration North building, 400 W. Civic Center Dr., 6th Floor, Santa Ana, California 92701 during regular business hours, 8:00 a.m. - 5:00 p.m., Monday through Friday.*

ADMINISTRATIVE MATTERS: (Items 1 - 2)

At this time, members of the public may ask the Council to be heard on the following items as those items are called.

1. Welcome and Introductions
2. Receive presentations by programs:
 - a. School Mobile Assessment and Response Team (SMART)
 - b. Active Recidivism Reduction Initiative via Engagement (ARRIVE)
 - c. Youth Reporting Centers (YRCs)

PUBLIC & COUNCIL COMMENTS:

At this time members of the public may address OCJJCC on any matter not on the agenda but within the jurisdiction of the Council. The Council or Chair may limit the length of time each individual may have to address the Council.

PUBLIC COMMENTS:

COUNCIL COMMENTS:

ADJOURNMENT

NEXT MEETING:

September 28, 2023 Special Meeting, 1:30 P.M.

JJCPA PROGRAM OUTCOMES

FISCAL YEAR: 2022-23

Reporting period: July 1, 2022 – June 30, 2023

JJCPA PROGRAM:

Program Description Summary (Provided by the Lead Agency only):

The School Mobile Assessment and Response Team (SMART) is an intervention and prevention program focused on involvement with families and youth to prevent school-based violence and delinquency. The use of a threat assessment tool assists in determining the appropriate level of intervention needed. Family support, resource referrals, and diversion have all been shown to be effective in reducing delinquent behaviors.

SMART was established to reduce crime and violence by youth on, near, or affecting school campuses. SMART works in conjunction with various collaborative partners and agencies on incidents related to violence, threats, possession and/or use of weapons, unstable behaviors and suicidal actions or tendencies. SMART members respond day or night to calls from school and community personnel reporting violence or threats of violence. Each call for service results in an assessment of the situation, a threat assessment as needed (including home searches for weapons) and referrals to law enforcement, diversion programs, or other alternative services. The SMART goal is to prevent and/or detect the precursors to violence through education and awareness, preempting likely instances of violence through threat assessment, and responding quickly and effectively to violence on or around school campuses.

Services provided within SMART include:

- Conduct threat assessments at the school and/or community site.
- Refer at-risk youth to appropriate community resources for assessment and intervention services.
- Investigate criminal acts and make arrests if necessary or recommend to a diversion program.
- Maintain safety and security to the school and return staff and students to their daily routine.

Responding Agency/Organization: OCSD/SMART

Total Proposed Budget: See CEO documentation

Youth Participant Reporting

Youth Enrollment | Entry into services

1. How many youth were referred to this program during Fiscal Year = 243
 - a. If not applicable, state why. 243 cases were worked by SMART in FY 22-23. Not every case results in direct human contact due to the investigative nature of digital/anonymous threats and other related factors.

JJCPA PROGRAM OUTCOMES

FISCAL YEAR: 2022-23

Reporting period: July 1, 2022 – June 30, 2023

2. What are the total number of entries into the program in the Fiscal Year = 243
3. What is the total number of participants in the program in the Fiscal Year = 243

Youth Demographics and Profiles at Service Entry | Record demographics of youth when they entered/enrolled in the program.

1. Age at Entry:
 - a. 11 years old or younger = Not Tracked
 - b. 12-15 years-old = Not Tracked
 - c. 16-17 years-old = Not Tracked
 - d. 18 years-old = Not Tracked
 - e. 19 years-old = Not Tracked
 - f. 20-25 years-old = Not Tracked
2. Gender:
 - a. Female = 46 (tracked data available)
 - b. Male = 118 (tracked data available)
 - c. Transgender/Non-binary = Not Tracked
3. Ethnicity (report out additional ethnicities if available)
 - a. Hispanic = 84 (tracked data available)
 - b. White = 77(tracked data available)
 - c. Black = 8 (tracked data available)
 - d. Asian/Pacific Islander = 17(tracked data available)
 - e. Other = 41(tracked data available)

Current City of Residence |

- ❖ Aliso Viejo =23
- ❖ Anaheim = 18
- ❖ Anaheim Island = Not Tracked
- ❖ Big Canyon = Not Tracked
- ❖ Brea = Not Tracked
- ❖ Buena Park = Not Tracked
- ❖ Costa Mesa = Not Tracked
- ❖ Country Club Island = Not Tracked
- ❖ Coto de Caza = Not Tracked
- ❖ Covenant Hills = Not Tracked
- ❖ Cypress = Not Tracked
- ❖ Dana Point =12
- ❖ Dove Canyon = Not Tracked
- ❖ East Irvine = Not Tracked
- ❖ El Modena = Not Tracked
- ❖ Emerald Bay = Not Tracked
- ❖ Fountain Valley = Not Tracked
- ❖ Fullerton = Not Tracked
- ❖ Garden Grove = Not Tracked
- ❖ Huntington Beach = Not Tracked

JJCPA PROGRAM OUTCOMES

FISCAL YEAR: 2022-23

Reporting period: July 1, 2022 – June 30, 2023

- ❖ Irvine =5
- ❖ La Habra = Not Tracked
- ❖ La Palma = Not Tracked
- ❖ Ladera Ranch = Not Tracked
- ❖ Las Flores = 10
- ❖ Laguna Beach = Not Tracked
- ❖ Laguna Hills =6
- ❖ Laguna Niguel = 5
- ❖ Laguna Woods =0
- ❖ Lake Forest = 11
- ❖ Los Alamitos = Not Tracked
- ❖ Midway City = Not Tracked
- ❖ Mission Viejo =35
- ❖ Modjeska Canyon = Not Tracked
- ❖ Newport Beach = Not Tracked
- ❖ North Tustin = Not Tracked
- ❖ Olive = Not Tracked
- ❖ Orange = Not Tracked
- ❖ Orange Hills = Not Tracked
- ❖ Orange Park Acres = Not Tracked
- ❖ Placentia = Not Tracked
- ❖ Portola Hills = Not Tracked
- ❖ Rancho Mission Viejo = Not Tracked
- ❖ Rancho Santa Margarita =15
- ❖ Robinson Ranch = Not Tracked
- ❖ Rossmoor = Not Tracked
- ❖ San Clemente =15
- ❖ San Juan Capistrano = 21
- ❖ San Juan Hot Springs = Not Tracked
- ❖ Santa Ana = 8
- ❖ Santa Ana Heights = Not Tracked
- ❖ Santiago Canyon Not Tracked
- ❖ Seal Beach = Not Tracked
- ❖ Shady Canyon = Not Tracked
- ❖ Silverado = Not Tracked
- ❖ Stanton = Not Tracked
- ❖ Stonecliffe = Not Tracked
- ❖ Tonner Canyon = Not Tracked
- ❖ Trabuco Highlands = Not Tracked
- ❖ Tustin = Not Tracked
- ❖ Tustin Foothills = Not Tracked
- ❖ Villa Park =0
- ❖ Wagon Wheel = Not Tracked
- ❖ Westminster = Not Tracked
- ❖ Yorba Linda = 12
- ❖ Out of County = Not Tracked
- ❖ Out of State = Not Tracked

JJCPA PROGRAM OUTCOMES

FISCAL YEAR: 2022-23

Reporting period: July 1, 2022 – June 30, 2023

Exiting Youth | The total number of youth that left the program during the reporting period.

1. Total number of youth who left the program during the period =Not Applicable
 - a. Number of youth who successfully completed the program as defined in the application for funding =
 - b. Number of youth who did not complete the program as defined in the application for funding =
 - i. Number of youth who partially completed the program =
 - ii. Number of youth who did not make progress toward completion of the program =
 - iii. Number of youth who left the program for reasons unrelated to program =

Demographics and Profiles of Youth who Successfully Completed (based on 1a above data)

2. Gender of participants who successfully completed the program: Not Applicable
 - a. Female =
 - b. Male =
 - c. Transgender/Non-binary =
3. Ethnicity of participants who successfully completed the program: Not Applicable
 - a. Hispanic =
 - b. White =
 - c. Black =
 - d. Asian/Pacific Islander =
 - e. Other =

Demographics and Profiles of Youth who did not complete the program (based on 1b above data)

5. Gender of participants who did not complete the program: Not Applicable
 - a. Female =
 - b. Male =
 - c. Transgender/Non-binary =
6. Ethnicity of participants who did not complete the program: Not Applicable
 - a. Hispanic =
 - b. White =
 - c. Black =
 - d. Asian/Pacific Islander =
 - e. Other =

Average length of stay |

1. Of those that successfully completed (reported in 1a), what is the average length of stay = Not Applicable

Outcomes | Based on the program description, report on a primary outcome(s) for this program.

1. **Based on the program description, report the program outcome(s) of the services being provided. Please ensure description is Specific, Measurable, Achievable and Agreed, Realistic, Timebound (SMART).**

JJCPA PROGRAM OUTCOMES

FISCAL YEAR: 2022-23

Reporting period: July 1, 2022 – June 30, 2023

The School Mobile Assessment & Resource Team measures outcomes based on the distribution of dispositions (listed below.) In FY 22-23, our team responded to 243 incidents. Our team responds 24 hours/day, 7 days/week, 365 days/year. We ensure timely response to ensure the safety of the K-12 school environments that we serve.

2. How are you measuring these outcomes? (Identify a tool, scale, or other form of measurement being used and describe the frequency of administration).

Case dispositions typically fall into 1 of the following categories: Criminal Booking/Charges, Diversion Program, HCA Referral, Probation/DA Referral, or School/Parent intervention. Unfortunately, there is no quantifiable way to measure school violence incidents that did not occur due to actions taken by the SMART team.

3. What are the outcomes? (Report the outcomes from the tool: baseline upon entry and results at exit/discharge if applicable).

Of the 243 incidents that SMART responded to in FY 22-23, the following is a breakdown on the dispositions. Criminal Booking/Charges(3%), Diversion Program(16%), HCA Referral(23%), Probation/DA Referral(7%), School/Parent intervention(51%). Additionally, no mass casualty incidents are known to have occurred in FY 22-23 for any of the school districts SMART services.

Challenges and Solutions |

In the space provided below, please include any challenge(s) your program has faced during this reporting period and solution(s) or possible solution(s) that addressed the challenge(s).

The SMART team faces daily challenges that are unique to each incident. We continuously partner with other stakeholders in the community to address those concerns as they arise. We have not yet faced a roadblock that would stop us from completing our mission of preventing and eliminating school violence to the best of the team's ability.

Success Stories | Any success(es) you want to share - for example, an anecdotal story (please do not use PHI or PII in this narrative)?

The SMART team has had many successful case outcomes. The two most recent and notable cases occurred in the city of Anaheim and Laguna Hills.

In January 2023, the SMART team became aware of a subject making threatening statements in a private social media chat. An investigation into the matter revealed a subject with prior mental health history and access to many firearms. Ultimately, a

JJCPA PROGRAM OUTCOMES

FISCAL YEAR: 2022-23

Reporting period: July 1, 2022 – June 30, 2023

Search Warrant was served at a residence. Dozens of firearms, and thousands of firearms parts & ammunition were recovered from the residence. The primary subject was transported to a Mental Health facility on a hold. A second related subject was arrested for various violations, and a GVRO was served. The Anaheim school related to this threat has approximately 1700 students who were not harmed in what could have been a potentially violent mass casualty incident.

In February 2023, the SMART team became aware of a series of incidents that dated back to December 2022. Multiple death threat letters were sent to the homes of students, and directly to the related school. Several Bomb Threats & imminent Active Shooter Threats were called in to the school in an effort to disrupt school operations and to instill fear. Over the course of approximately 6 months, SMART continued to investigate an ongoing series of related incidents that appeared to be escalating as time went on. The suspect in the case went to great lengths to conceal his identity. SMART authored over 20 Search Warrants, and devoted hundreds of hours into this case. The team ultimately identified the suspect in the San Francisco Bay area. With the assistance of many Law Enforcement Agencies & resources, that suspect was arrested and booked into the Orange County Jail system. He is now awaiting trial and facing approximately 12 Felony charges, and 2 Misdemeanor charges. The Laguna Hills school related to this threat has approximately 1500 students who were not harmed in what could have been a potentially violent mass casualty incident.

JJCPA PROGRAM OUTCOMES

FISCAL YEAR: 2022-23

Reporting period: July 1, 2022 – June 30, 2023

JJCPA PROGRAM: SMART

Program Description Summary (Provided by the Lead Agency only):

Responding Agency/Organization: Health Care Agency

HCA provides a clinician to the SMART team. This clinician does a behavioral health risk assessment to youth who express thoughts of harm to self or others. The clinician also assesses behavioral health needs of anyone the individual has expressed they may intend to harm. In addition, the clinician conducts follow-up calls to ensure linkage to any behavioral health or other community resources.

Total Proposed Budget: See CEO documentation

Youth Participant Reporting

Youth Enrollment | Entry into services

1. How many youth were referred to this program during Fiscal Year = 109 unduplicated youth
 - a. If not applicable, state why.
2. What are the total number of entries into the program in the Fiscal Year = 109 entries
3. What is the total number of participants in the program in the Fiscal Year = 233 total participants served, including 109 youth and their siblings and caregivers

Youth Demographics and Profiles at Service Entry | Record demographics of youth when they entered/enrolled in the program.

1. Age at Entry: *Not collected*
 - a. 11 years old or younger =
 - b. 12-15 years-old =
 - c. 16-17 years-old =
 - d. 18 years-old =
 - e. 19 years-old =
 - f. 20-25 years-old =
2. Gender: *Not collected*
 - a. Female =
 - b. Male =
 - c. Transgender/Non-binary =
3. Ethnicity (report out additional ethnicities if available) *Not collected*
 - a. Hispanic =
 - b. White =
 - c. Black =
 - d. Asian/Pacific Islander =
 - e. Other =

JJCPA PROGRAM OUTCOMES

FISCAL YEAR: 2022-23

Reporting period: July 1, 2022 – June 30, 2023

Current City of Residence | *Not collected*

- ❖ Aliso Viejo =
- ❖ Anaheim =
- ❖ Anaheim Island =
- ❖ Big Canyon =
- ❖ Brea =
- ❖ Buena Park =
- ❖ Costa Mesa =
- ❖ Country Club Island =
- ❖ Coto de Caza =
- ❖ Covenant Hills =
- ❖ Cypress =
- ❖ Dana Point =
- ❖ Dove Canyon =
- ❖ East Irvine =
- ❖ El Modena =
- ❖ Emerald Bay =
- ❖ Fountain Valley =
- ❖ Fullerton =
- ❖ Garden Grove =
- ❖ Huntington Beach =
- ❖ Irvine =
- ❖ La Habra =
- ❖ La Palma =
- ❖ Ladera Ranch =
- ❖ Las Flores =
- ❖ Laguna Beach =
- ❖ Laguna Hills =
- ❖ Laguna Niguel =
- ❖ Laguna Woods =
- ❖ Lake Forest =
- ❖ Los Alamitos =
- ❖ Midway City =
- ❖ Mission Viejo =
- ❖ Modjeska Canyon =
- ❖ Newport Beach =
- ❖ North Tustin =
- ❖ Olive =
- ❖ Orange =
- ❖ Orange Hills =
- ❖ Orange Park Acres =
- ❖ Placentia =
- ❖ Portola Hills =
- ❖ Rancho Mission Viejo =
- ❖ Rancho Santa Margarita =
- ❖ Robinson Ranch =
- ❖ Rossmoor =
- ❖ San Clemente =
- ❖ San Juan Capistrano =
- ❖ San Juan Hot Springs =

JJCPA PROGRAM OUTCOMES

FISCAL YEAR: 2022-23

Reporting period: July 1, 2022 – June 30, 2023

- ❖ Santa Ana =
- ❖ Santa Ana Heights =
- ❖ Santiago Canyon
- ❖ Seal Beach =
- ❖ Shady Canyon =
- ❖ Silverado =
- ❖ Stanton =
- ❖ Stonecliffe =
- ❖ Tonner Canyon =
- ❖ Trabuco Highlands =
- ❖ Tustin =
- ❖ Tustin Foothills =
- ❖ Villa Park =
- ❖ Wagon Wheel =
- ❖ Westminster =
- ❖ Yorba Linda =
- ❖ Out of County =
- ❖ Out of State =

JJCPA PROGRAM OUTCOMES

FISCAL YEAR: 2022-23

Reporting period: July 1, 2022 – June 30, 2023

Exiting Youth | The total number of youth that left the program during the reporting period.

1. Total number of youth who left the program during the period = *Not collected*
 - a. Number of youth who successfully completed the program as defined in the application for funding = *Not collected*
 - b. Number of youth who did not complete the program as defined in the application for funding = *Not collected*
 - i. Number of youth who partially completed the program =
 - ii. Number of youth who did not make progress toward completion of the program =
 - iii. Number of youth who left the program for reasons unrelated to program =

Demographics and Profiles of Youth who Successfully Completed (based on 1a above data)

2. Gender of participants who successfully completed the program: *Not collected*
 - a. Female =
 - b. Male =
 - c. Transgender/Non-binary =
3. Ethnicity of participants who successfully completed the program: *Not collected*
 - a. Hispanic =
 - b. White =
 - c. Black =
 - d. Asian/Pacific Islander =
 - e. Other =

Demographics and Profiles of Youth who did not complete the program (based on 1b above data)

5. Gender of participants who did not complete the program: *Not collected*
 - a. Female =
 - b. Male =
 - c. Transgender/Non-binary =
6. Ethnicity of participants who did not complete the program: *Not collected*
 - a. Hispanic =
 - b. White =
 - c. Black =
 - d. Asian/Pacific Islander =
 - e. Other =

Average length of stay | *Not collected*

1. Of those that successfully completed (reported in 1a), what is the average length of stay =

Outcomes | Based on the program description, report on a primary outcome(s) for this program.

1. **Based on the program description, report the program outcome(s) of the services being provided. Please ensure description is Specific, Measurable, Achievable and Agreed, Realistic, Timebound (SMART).**

HCA provides a clinician to the SMART team. This clinician does a behavioral health risk assessment to youth who express thoughts of harm to self or others. The clinician also

JJCPA PROGRAM OUTCOMES

FISCAL YEAR: 2022-23

Reporting period: July 1, 2022 – June 30, 2023

assesses behavioral health needs of anyone the individual has expressed they may intend to harm. In addition, the clinician conducts follow-up calls to ensure linkage to any behavioral health or other community resources.

2. How are you measuring these outcomes? (Identify a tool, scale, or other form of measurement being used and describe the frequency of administration).

HCA measures linkages through a review of information entered into the program's referral and linkage database.

A linkage is defined as the SMART clinician connecting a youth to community-based mental health, substance use or behavioral support services.

The linkage rate is calculated by taking the number of youth who attend a service to which they were referred and dividing by the number of youth who were provided a referral. HCA is continuing to collect data to establish a target rate.

3. What are the outcomes? (Report the outcomes from the tool: baseline upon entry and results at exit/discharge if applicable).

Of the 82 youth who received referrals, 47 successfully linked to community-based behavioral health services, resulting in a 57% linkage rate.

Challenges and Solutions |

In the space provided below, please include any challenge(s) your program has faced during this reporting period and solution(s) or possible solution(s) that addressed the challenge(s).

A challenge experienced this reporting period was a delay in response to homes and schools by the SMART clinician due to the Sheriff team not having enough information to deem when it was necessary for a CYS clinician to respond. The solution was for the CYS clinician to meet with the Sheriff team and discuss the benefits of timely calls and needed interventions to high-risk situations. This also involved taking into consideration the two locations the CYS clinician is stationed to know where to call for a timely response.

Success Stories | Any success(es) you want to share - for example, an anecdotal story (please do not use PHI or PII in this narrative)?

SMART received a call involving a female youth in March reporting suicidal and homicidal thoughts, including a clear plan, intent and identified peer at school that had been bullying her for years. This youth had an extensive history of trauma and consistently engaged in self-harming behavior resulting in two psychiatric hospitalizations. Despite having support from her elderly grandmother, this youth did not remain linked up with behavioral health resources and continued to experience suicidal thoughts. This youth left her home after a few days of being released from the hospital and was living on the streets.

JJCPA PROGRAM OUTCOMES

FISCAL YEAR: 2022-23

Reporting period: July 1, 2022 – June 30, 2023

When SMART responded, a behavioral health clinician with Children and Youth Services assessed the youth and completed a referral to a mental health provider serving youth and their families in Orange County that experience serious mental illness and are at risk of homelessness. Upon acceptance to the program, the youth was successfully linked to a case worker and linked with a behavioral health clinician and youth mentor. The program also provided support to the youth's grandmother to address her own mental health issues and in turn better support the youth's needs. Both grandmother and youth remained consistent with services and worked with their assigned providers to gain support from school administration and teachers to ensure the youth remained stable and positively participated in school. School administration supported the youth with problem solving skills and addressed the reported bullying at school. It has been months since this youth and grandmother were successfully linked with a mental health treatment provider. The youth reported improved mood, no urges to self-harm and no psychiatric hospitalizations. The youth has remained compliant with resources and psychiatric services. Likewise, the grandmother feels more confident in her ability to access needed support for her granddaughter and remains engaged with her own services and parent support.



*Sergeant Jeff Jacques
Sergeant Mike Kennedy
Orange County Sheriff's Department –
School Mobile Assessment & Resource Team*

School Mobile Assessment & Resource Team Overview

Our Mission...

To prevent and eliminate school
violence.

Our children should NEVER be in a
situation like this one...





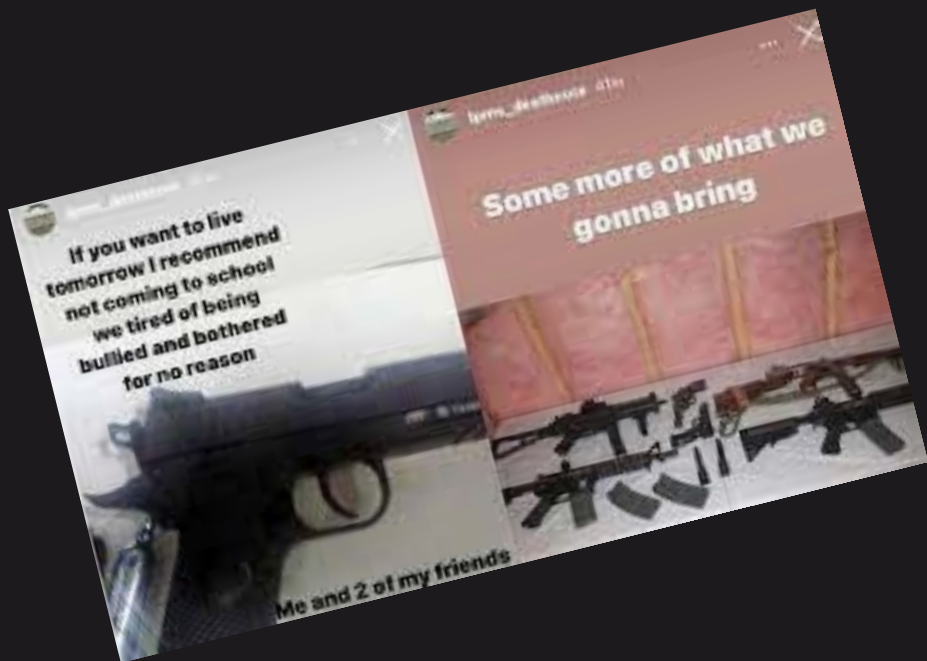
PREVENT GUN VIOLENCE BEFORE IT STARTS

What is Threat Assessment?

Threat assessment is a problem-solving approach to violence prevention that involves assessment and intervention with students who have threatened violence in some way.



What is a Threat?



*A threat is an expression of intent to harm someone. Threats may be **spoken, written**, or expressed in some other ways, such as a **gesture**.*

Three Types of Threats



Direct

"I am going to kill you."

Identifies a specific act against a specific person(s) or target(s) delivered in a clear, plausible, and explicit manner



Indirect

"If I wanted to, I could kill everyone in this class."

Unclear, ambiguous, or lacks specificity. Violence is implied, but the threat is phrased tentatively, suggesting that a violent act *could* occur, not that it *will* occur.



Implied

"You better watch your back."

Strongly implies, but does not explicitly threaten violence.

Does the Student Pose a Threat?

Threat assessment is ultimately concerned with whether the student poses a threat, not whether a student has made a threat

Threat assessment aims to determine how serious the threat is and then what should be done about it

Removing a student from school does not eliminate the risk they might pose to themselves or others

Once law enforcement intervention is deemed unnecessary, linkages to critical resources can be immediately offered via clinician

Collaboration with stakeholders is essential

Note: Solve the problem... solve the threat!

What is the Purpose of School Threat Assessment?

1. Prevent violence

2. Help troubled students

3. Avoid overreactions to misbehavior

THREAT ASSESSMENT AND RESPONSE PROTOCOL®

Comprehensive School Threat Assessment Guidelines

OVERVIEW

A threat is a communication of intent to harm someone that may be spoken, written, gestured, or expressed in some other form, such as via text messaging, email, or other digital means. An expression of intent to harm someone is considered a threat regardless of whether it is communicated to the intended target(s) and regardless of whether the intended target is aware of the threat. Threats may be implied by behavior that an observer would reasonably regard as threatening, planning, or preparing to commit a violent act. When in doubt, treat the communication or behavior as a threat and conduct a threat assessment. Threats that are not easily recognized as harmless (e.g., an obvious joke that worries no one) should be reported to the school administrator or other team members. The administrator or another team member makes a preliminary determination of the seriousness of the threat. The student, targets of the threat, and other witnesses should be interviewed to obtain information using this protocol. A *transient* threat means there is no sustained intent to harm and a *substantive* threat means the intent is present (or not clear) and therefore requires protective action. This form is a guide for conducting a threat assessment, but each case may have unique features that require some modification.

A threat assessment is not a crisis response. If there is indication that violence is imminent (e.g., a person has a firearm at school or is on the way to school to attack someone), a crisis response is appropriate. Take immediate action such as calling 911 and follow the school crisis response plan.

School Threat Assessment Decision Tree*

Step 1. Evaluate the threat.

Obtain a detailed account of the threat, usually by interviewing the person who made the threat, the intended victim, and other witnesses. Write the exact content of the threat and key observations by each party. Consider the circumstances in which the threat was made and the student's intentions. Is there communication of intent to harm someone or behavior suggesting intent to harm?

No

Not a threat. Might be an expression of anger that merits attention.

Yes

Step 2. Attempt to resolve the threat as transient.

Is the threat an expression of humor, rhetoric, anger, or frustration that can be easily resolved so that there is no intent to harm? Does the person retract the threat or offer an explanation and/or apology that indicates no future intent to harm anyone?

Yes

Case resolved as transient; add services as needed.

No

Step 3. Respond to a substantive threat.

For all substantive threats:

- Take precautions to protect potential victims.
- Warn intended victim and parents.
- Look for ways to resolve conflict.
- Discipline student, when appropriate.

Serious means a threat to hit, fight, or beat up whereas very serious means a threat to kill, rape, or cause very serious injury with a weapon.

Serious

Case resolved as serious substantive threat; add services as needed.

Very Serious

SAYSOMETHING

ANONYMOUS REPORTING SYSTEM

SEE IT. REPORT IT.




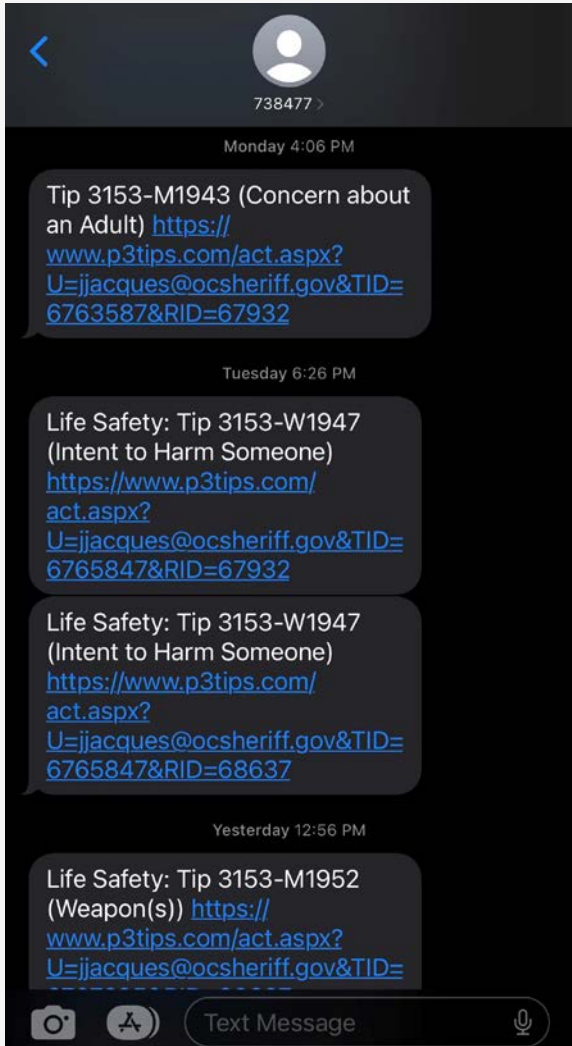
MOBILE APP



1-844-5-SAYNOW



SAYSOMETHING.NET



Tip Manager	
Tip ID	Type
✓ 3153-M1952	⚠ Weapon(s)
● 3153-W1947	⚠ Intent to Harm Someone
✓ 3153-M1943	Concern about an Adult
✓ 3153-M1936	Harassment / Intimidation
✓ 3153-M1935	Harassment / Intimidation
✓ 3153-M1934	Harassment / Intimidation
✓ 3153-M1923	Sharing Inappropriate Photos
● 3153-M1922	⚠ Planned School Attack
● 3153-M1913	⚠ Planned School Attack
✓ 3153-M1909	⚠ Cutting / Self-Harm
✓ 3153-M1901	⚠ Cutting / Self-Harm
● 3153-M1899	⚠ Cutting / Self-Harm
● 3153-M1884	⚠ Weapon(s)
● 3153-M1881	⚠ Cutting / Self-Harm
● 3153-M1875	Concern about an Adult
Refresh ↻	

School Specific Suspicious Activity Reporting



Welcome to the Orange County Intelligence Assessment Center Website

Mission Statement

The Orange County Intelligence Assessment Center (OCIAC) provides an integrated, multi-disciplined, information and intelligence sharing network to collect, analyze, and disseminate information on all criminal risks and safety threats to law enforcement, fire, health, private sector and public sector stakeholders in a timely manner in order to protect the residents, visitors, and critical infrastructure while ensuring the civil rights and civil liberties of all persons are recognized.

Submit a Tip - Potential nexus to terrorism or criminal activity

Submit a School Threat Suspicious Activity Report



If you are requesting information please email:
Ociacrfi@ociac.ca.gov

13

Page 28 of 73

Case Study #1

Anaheim School
Approx 1700 students



Case Study #2

Laguna Hills School
Approx 1500 students


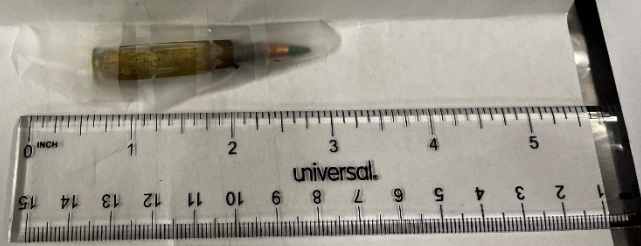
YOUR THROAT
WILL BE
SLASHED

YOUR THROAT
WILL BE
SLASHED

and [REDACTED] will be
murdered. Whether it is at
school or at home, it makes
no difference. This will
happen in the coming days.
Prepare yourselves.

YOUR THROAT
WILL BE
SLASHED

This will go to the
skull of every Laguna Hills
High School student at
the [REDACTED]
splattered with the blood of
Laguna Hills High School students.
I must warn you, though. IF you
try and stop me or my posse,
we will slaughter you too.





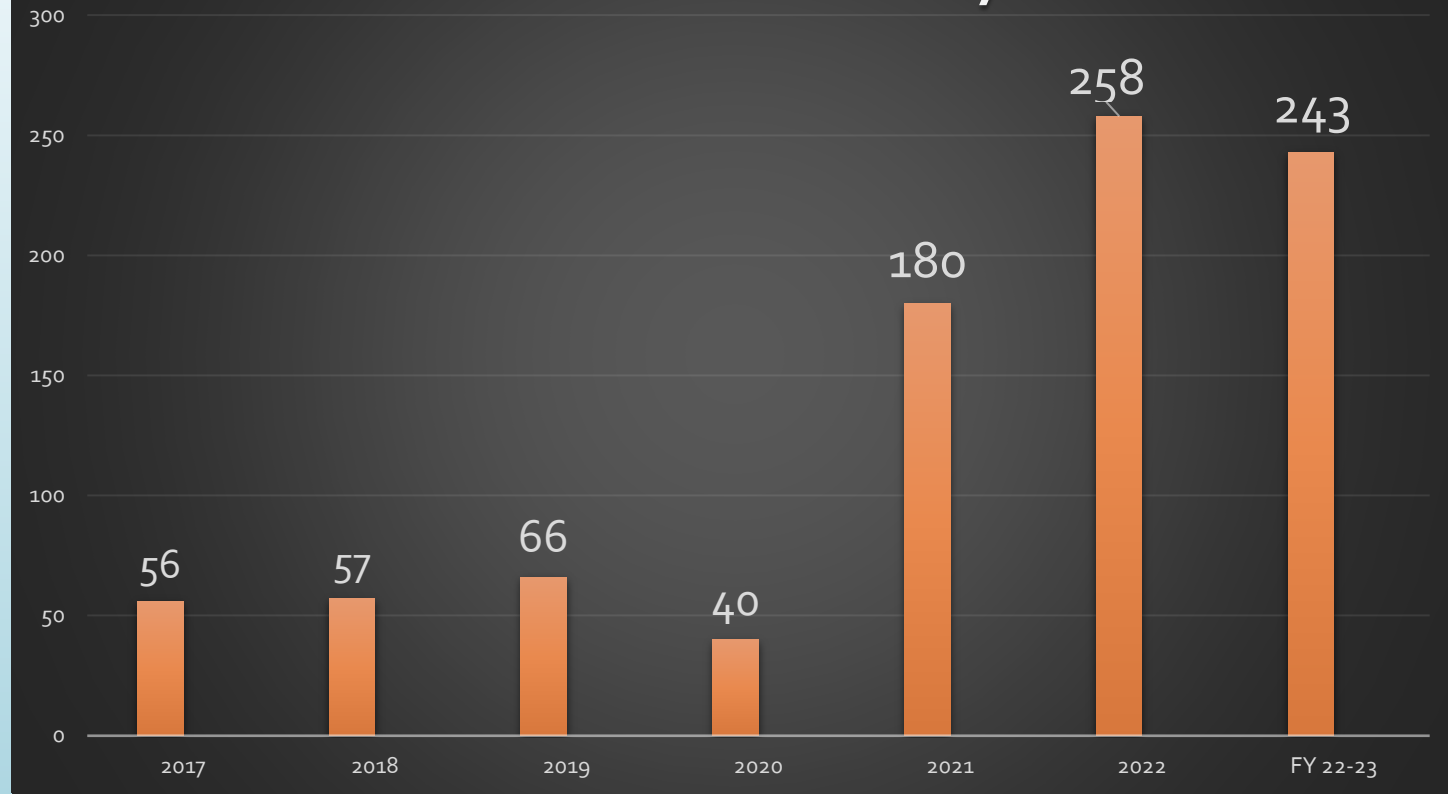
Prevention IS Possible...

Targeted school violence is NOT a spontaneous event

Students who commit serious acts of violence do not suddenly “snap” and begin shooting at random

Many engaged in observable planning behaviors prior to carrying out their attacks that went beyond making statement(s) of intent

Threat Assessments by Year

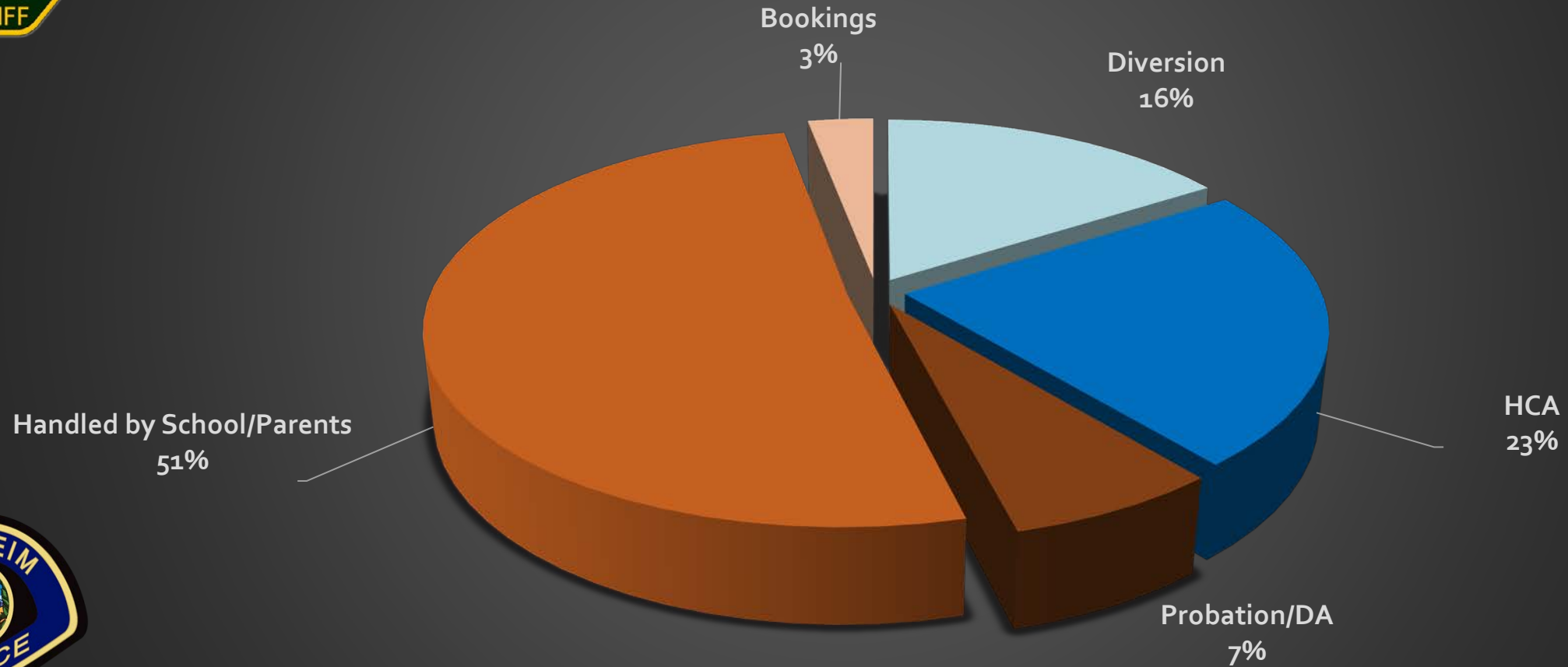


“Targeted school violence is preventable when communities identify warning signs and intervene.”

– National Threat Assessment Center (2021)



FY 22-23 Call For Service Dispositions





SMART HCA Clinician FY 22-23

Phase #1

105 Total Cases opened in FY 2022-2023 (Threat Incidents that indicated HCA Clinician Involvement)

109 Total Youth Served (4 cases involved 2 youth each)

61 In-Person Threat Assessments Completed

48 Referrals Provided without In-Person Threat Assessment

4 Repeat SMART Threat Assessments

2 Total Youth were assessed by SMART in FY 2022-2023 that were previously assessed in prior year.

Phase #2

Resource Provision/Linkage Totals

75 out 109 Total Youth Served Received Resources based on Appropriate Level of Care

-45 out of 109 Total Youth Served were Linked to Services/Support of Appropriate Level of Care via HCA Clinician

-25 out of 109 Total Youth Served had Existing Services/Support of Appropriate Level of Care already in place

39 out of 109 Total Youth Served – Unable to confirm linkage to Services/Support of Appropriate Level of Care

Phase #3

3-Month Follow-Ups

- 110 Required 3-Month Follow Ups in FY 2022-2023
- 64 out of 110 Had Successful 3-Month Follow Ups
- 46 out of 110 Unable to Locate and conduct 3-Month Follow Ups

3-Month Follow-Ups for Behavioral Health/Mental Health

- 45 out of 64 Continued Linked to BH/MH Services
- 19 out of 64 Did not Continue BH/MH Linked Services

6-Month Follow-Ups

- 8 required 6-Month Follow Ups in FY 2022-2023
- 7 out of 8 Had Successful 6-Month Follow Ups

Breakdown:

- 5 Continued BH/MH Services
- 2 Discontinued BH/MH Services
- 1 Unable to Locate



Sergeant Jeff Jacques
JJacques@OCSheriff.gov
Sergeant Mike Kennedy
MKennedy@ocsheriff.gov

Thank You!

JJCPA PROGRAM OUTCOMES

FISCAL YEAR: 2022-23

Reporting period: July 1, 2022 – June 30, 2023

JJCPA PROGRAM: Active Recidivism Reduction Initiative Via Engagement (ARRIVE)

Program Description Summary (Provided by the Lead Agency only):

Waymakers ARRIVE program provides restorative justice practices and intervention services to hold youth accountable for their behaviors and encourage positive change for the youth, family, victim, and community. ARRIVE is voluntary and assists youth with the completion of court-ordered sanctions while addressing criminogenic needs. ARRIVE motivates youth to change by maximizing strengths to reduce recidivism. The main components include:

- Individual and Family Counseling
- Case Management
- Teen Intervene for Substance Abuse
- Career & Education Support
- Anger Management
- Motivational Interviewing
- Seeking Safety for Trauma
- Parent Project

Responding Agency/Organization: Waymakers

Total Proposed Budget: See CEO documentation

Youth Participant Reporting

Youth Enrollment | Entry into services

1. How many youth were referred to this program during Fiscal Year =
 - 77 Referrals were received during this reporting period
2. What are the total number of entries into the program in the Fiscal Year =
 - 21 of the referrals met criteria for enrollment but did not enroll
 - 6 referrals were connected with Youthful Offender Wrap FSP to better met their mental health needs
 - 9 referrals were re-arrested prior to intake
 - 6 were unresponsive or declined to participate
3. What is the total number of participants in the program in the Fiscal Year =
 - There were 56 youth participants served during the fiscal year

Youth Demographics and Profiles at Service Entry | Record demographics of youth when they entered/enrolled in the program.

1. Age at Entry:
 - a. 11 years old or younger = 0
 - b. 12-15 years-old = 27
 - c. 16-17 years-old = 22

JJCPA PROGRAM OUTCOMES

FISCAL YEAR: 2022-23

Reporting period: July 1, 2022 – June 30, 2023

- d. 18 years-old = **5**
 - e. 19 years-old = **2**
 - f. 20-25 years-old = **0**
2. Gender:
- a. Female = **5**
 - b. Male = **51**
 - c. Transgender/Non-binary = **0**
3. Ethnicity (report out additional ethnicities if available)
- a. Hispanic = **50**
 - b. White = **3**
 - c. Black = **0**
 - d. Asian/Pacific Islander = **2**
 - e. Multi Race = **1**

Current City of Residence |

- ❖ Anaheim = **15**
- ❖ Buena Park = **6**
- ❖ Costa Mesa = **9**
- ❖ Fountain Valley = **1**
- ❖ Fullerton = **4**
- ❖ Garden Grove = **5**
- ❖ Huntington Beach = **6**
- ❖ Irvine = **1**
- ❖ Orange = **1**
- ❖ Santa Ana = **6**
- ❖ Tustin = **1**
- ❖ Westminster = **1**

JJCPA PROGRAM OUTCOMES

FISCAL YEAR: 2022-23

Reporting period: July 1, 2022 – June 30, 2023

Exiting Youth | The total number of youth that left the program during the reporting period.

1. Total number of youth who left the program during the period = **18**
 - a. Number of youth who successfully completed the program as defined in the application for funding = **16**
 - b. Number of youth who did not complete the program as defined in the application for funding = **2**
 - i. Number of youth who partially completed the program = **2**
 - ii. Number of youth who did not make progress toward completion of the program = **0**
 - iii. Number of youth who left the program for reasons unrelated to the program = **0**
 - c. Number of youth who are still participating and will carry over to FY 23-24= **38**

Demographics and Profiles of Youth who successfully completed (based on 1a above data)

2. Gender of participants who successfully completed the program:
 - a. Female = **3**
 - b. Male = **13**
 - c. Transgender/Non-binary =
3. Ethnicity of participants who successfully completed the program:
 - a. Hispanic = **14**
 - b. White = **2**
 - c. Black =
 - d. Asian/Pacific Islander =
 - e. Other =

Demographics and Profiles of Youth who did not complete the program (based on 1b above data)

5. Gender of participants who did not complete the program:
 - a. Female = **1**
 - b. Male = **1**
 - c. Transgender/Non-binary= **0**
6. Ethnicity of participants who did not complete the program:
 - a. Hispanic = **1**
 - b. White =
 - c. Native Haw. =
 - d. Asian/Pacific Islander = **1**
 - e. Multi =

Average length of stay |

1. Of those that successfully completed (reported in 1a), what is the average length of stay =
 - **6 months is the maximum length of stay of the ARRIVE Program.**
 - **Average length of stay is 6+ months**

JJCPA PROGRAM OUTCOMES

FISCAL YEAR: 2022-23

Reporting period: July 1, 2022 – June 30, 2023

Outcomes:

Goal 1:

Out of cases successfully completed, 70% of consumers will report satisfaction with the services provided. Measured by Youth Satisfaction Survey.

Actual Outcome: 90% of successfully closed youth reported that they were satisfied with the services provided by Waymakers.

Goal 2: *By the end of a 6-month period, 60% of the youthful offenders will have participated in at least five ARRIVE service components.*

Actual Outcome: 69% of successfully closed clients participated in at least five ARRIVE service components.

Goal 3: *By the end of a 6-month period, 60% of youth will report an increase in resiliency and not offend as measured by pre-post results using a Resiliency Survey and self-report for new offenses.*

Actual Outcome: 100% of youth who completed successfully had not reoffended at the 6-month closure per self-report.

Goal 4: *By the end of the period, 60% of parents (participating in the Parent Project) will report an increase in family functioning, social support, and attachments as measured by pre-post results using the Protective Factors survey.*

Proposed Outcome: The main components for parent participation are the Parent Project (10-week course) and/or family therapy. Neither is required for a youth to be successful. Therefore, the Protective Factors Survey was replaced with either a Parent Project survey or a Program Satisfaction survey

Actual Outcome: 100% of parents reported satisfaction with Waymakers ARRIVE services.

JJCPA PROGRAM OUTCOMES

FISCAL YEAR: 2022-23

Reporting period: July 1, 2022 – June 30, 2023

Challenges and Solutions |

In the space provided below, please include any challenge(s) your program has faced during this reporting period and solution(s) or possible solution(s) that addressed the challenge(s).

Challenge 1:

FY 2022-23 was a start-up year for the ARRIVE program. Start-up was several months and included recruitment, hiring, clearance of OC Probation background checks, and training. Therefore, the data collected in FY 22-23 does not reflect a FULL year of service. There were limited referral sources due to the start-up nature and roll-out of the program.

Solution 1:

In ARRIVE Year 1 we received 77 referrals for the 50 slots. This is significant for two reasons. First, this was a start-up program that was not operating at capacity all 12 months. If we were fully operational we would have had more referrals. Secondly, since it was a start-up it was not a well-known resource to all Probation referral sources. We should be receiving more referrals from the South County, North County, and Santa Ana Offices so all Probation-involved youth have the same opportunities.

Challenge 2:

A subset of participants were adults and did not want parental involvement. Additionally, a bulk of parents of minors did not want to participate in services but the youth was willing.

Solution 2:

The main components for parent participation are the Parent Project (10-week course) and/or family therapy. Neither is required for a youth to be successful. Therefore, Waymakers altered the initial outcome that was parent-focused (Protective Factors Survey) and replaced it with a Parent Satisfaction Survey of their overall experience of ARRIVE services.

Challenge 3:

The 6-month time limit for services causes the following concerns/issues

- 1) Not enough time to build adequate rapport to obtain buy-in
- 2) Not enough time to service the youth and begin to undo years of systemic issues
- 3) Clients getting incarcerated before treatment could begin or shortly after enrollment

JJCPA PROGRAM OUTCOMES

FISCAL YEAR: 2022-23

Reporting period: July 1, 2022 – June 30, 2023

Solution 3:

Proposal of expanding program limit from 6 months to 1 year which is the typical length of stay for FSP/Wraparound services to build rapport, engage, practice skills and maintain change.

Handfuls of clients end up getting mandated time at YRC for up to 120 days and receive similar services. Waymakers could be an aftercare continuation from YRC to maintain stability in a less structured setting (home) thus reducing recidivism.

Success Stories | Any success(es) you want to share - for example, an anecdotal story

In July 2022, seventeen-year-old, “Nathan”, an Anaheim resident was referred to the Waymakers’ ARRIVE program by his Probation Officer and asked to complete substance abuse counseling. Ongoing violations while on probation in terms of substance use prevented Nathan from completing his terms of Probation. During Nathan’s time with ARRIVE, he completed 12 individual counseling sessions focusing on substance use, and exploring decision-making and anger management. Nathan was engaged while participating in sessions, identifying factors contributing to substance use, alternative options for using, triggers for anger, and underlying thoughts and emotions. Over the course of sessions, Nathan identified goals in different areas of life, potential challenges to goals, as well as key individuals who could support his goals. Nathan practiced alternative options for substance use to maintain sobriety to ultimately get off of probation.

Nathan has also maintained employment and avoided further legal consequences while participating in the ARRIVE program. Nathan reported having been able to think of other options in life apart from substance use and reported not having explored anger this way before. Nathan was able to recognize the lack of effective decision-making and the role of anger in the past concerning his own actions during the original offense. Nathan identified his own personal values and how that along with goals can play a key role in his decision-making going forward. In December 2022, Nathan successfully completed his probation requirements and was discharged. Nathan expressed that he was grateful for the opportunity to participate in the ARRIVE program. He also shared that thanks to his time in the ARRIVE program he is now able to identify his own personal values and how that along with his goals can play a key role in his decision-making going forward.

Active Recidivism Reduction Initiative via Engagement (ARRIVE)

Brittney Scott – Waymakers, Program Director
Ivy White – OC Probation, ADD





Waymakers **ARRIVE provides restorative justice practices and intervention services to hold youth accountable for their behaviors and encourage positive change for the youth, family, victim, and community.**

Waymakers **ARRIVE is voluntary and assists youth with the completion of court-ordered sanctions while addressing criminogenic needs. **ARRIVE** motivates youth to change by maximizing strengths to reduce recidivism.**

Services Offered to Youth and Their Families:

- Clinical Assessment
- Individual Counseling
- Family Counseling
- Case Management
- Carey Guides
- Career & Educational Support
- Community Service Support
- The Parent Project ®
- Anger Management Counseling
- Teen Intervene: For Substance Abuse
- Seeking Safety: For trauma and substance use
- Decision-Making Counseling
- Victim Offender Mediation

Youth Participant Reporting

June 2022 – July 2023

Maintain enrollment of a minimum of 50 unduplicated youthful offenders who will participate in ARRIVE Services for up to a 6-month period.

77 Referrals were ***received*** during this reporting period

6 Referrals were ***assessed and redirected to better meet needs***

9 Referrals were ***rearrested*** before Intake

6 Referrals ***declined or didn't respond*** to services

56 of the referrals ***enrolled*** in Waymakers ARRIVE services

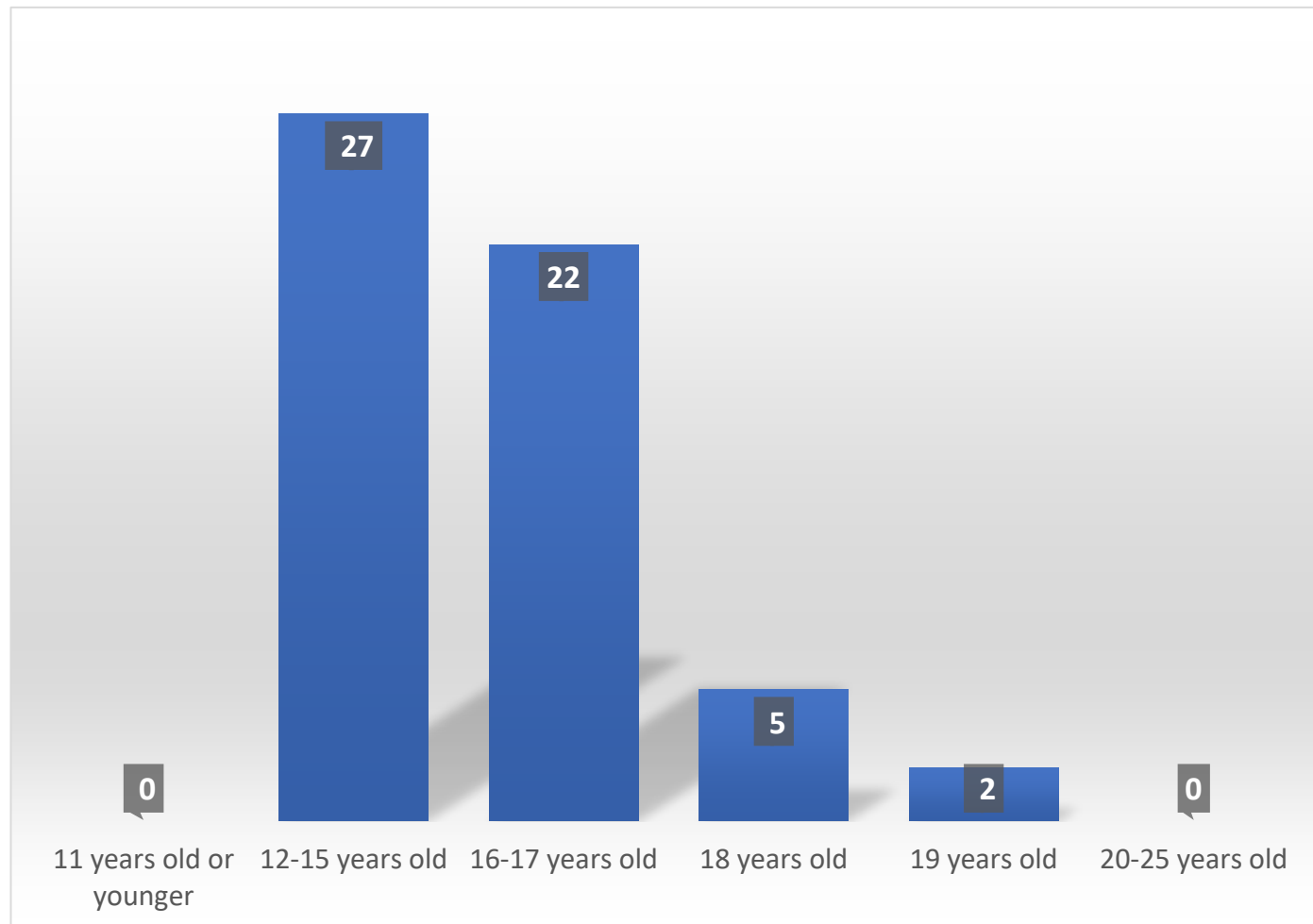
16 Clients ***successfully*** completed ARRIVE

2 Clients ***partially*** completed ARRIVE

38 Clients are ***continuing*** to receive services in FY 2023-24

YOUTH DEMOGRAPHICS at SERVICE ENTRY

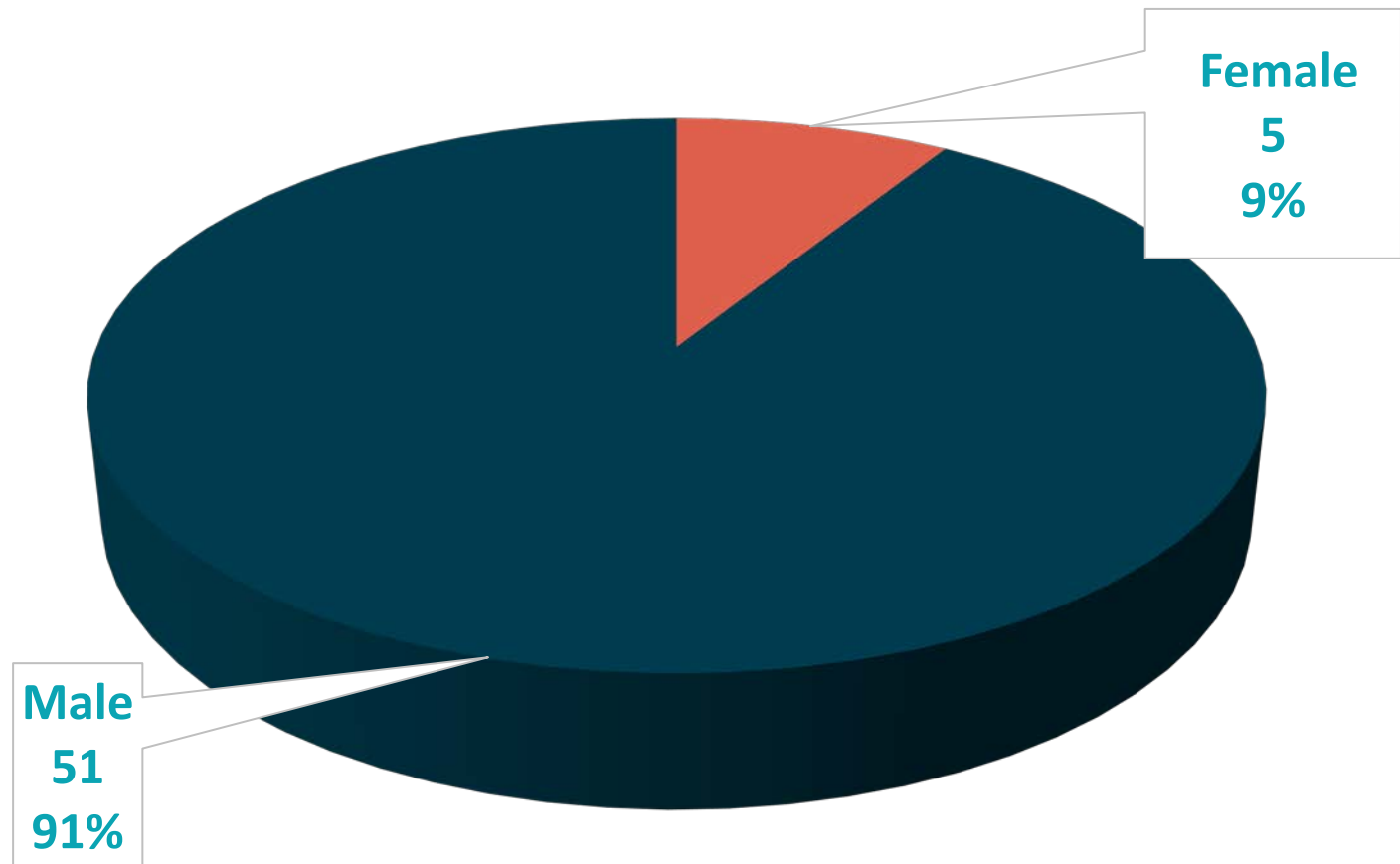
Age at Entry



*N=56

YOUTH DEMOGRAPHICS at SERVICE ENTRY

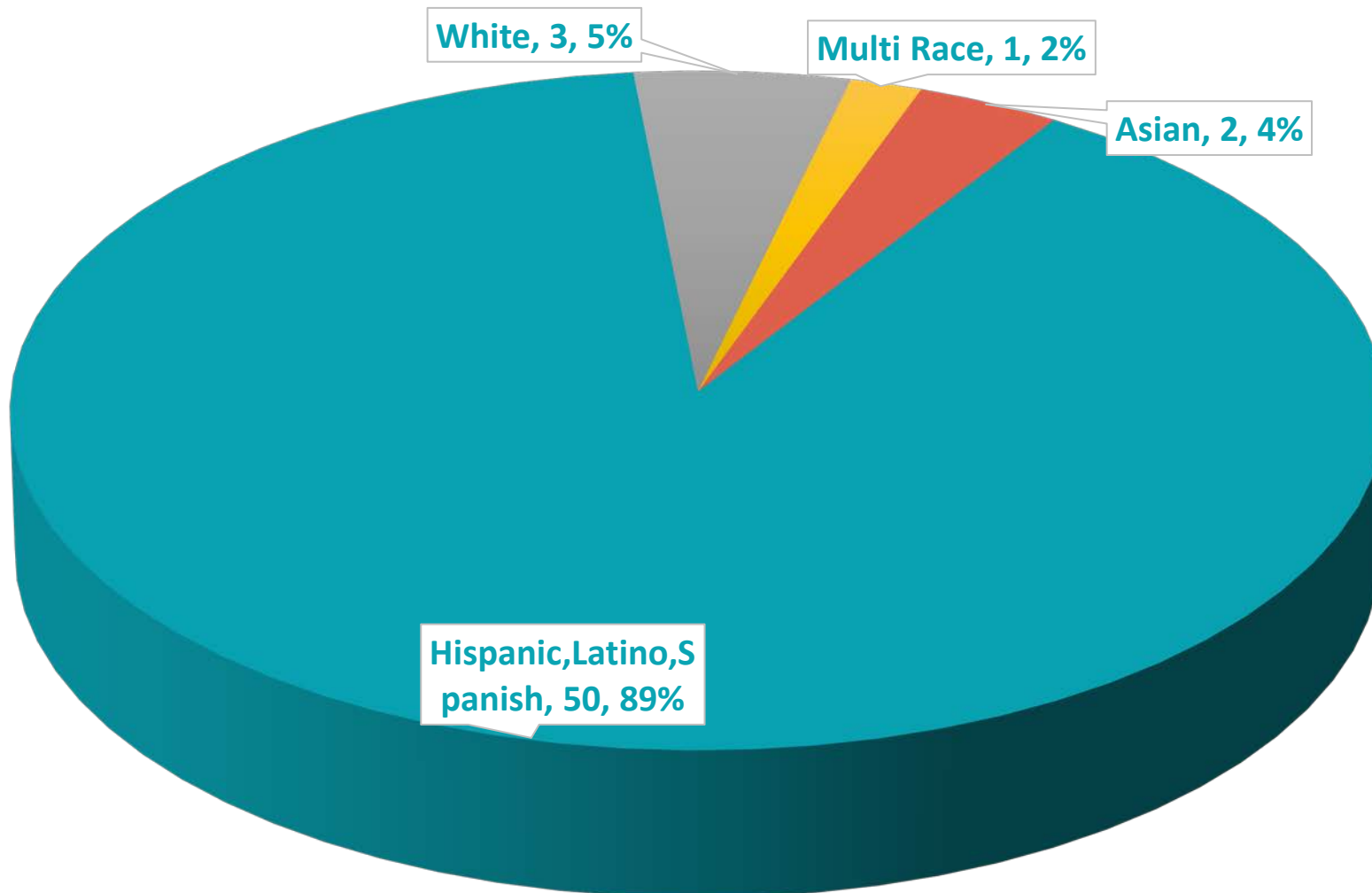
Gender



*N=56

YOUTH DEMOGRAPHICS at SERVICE ENTRY

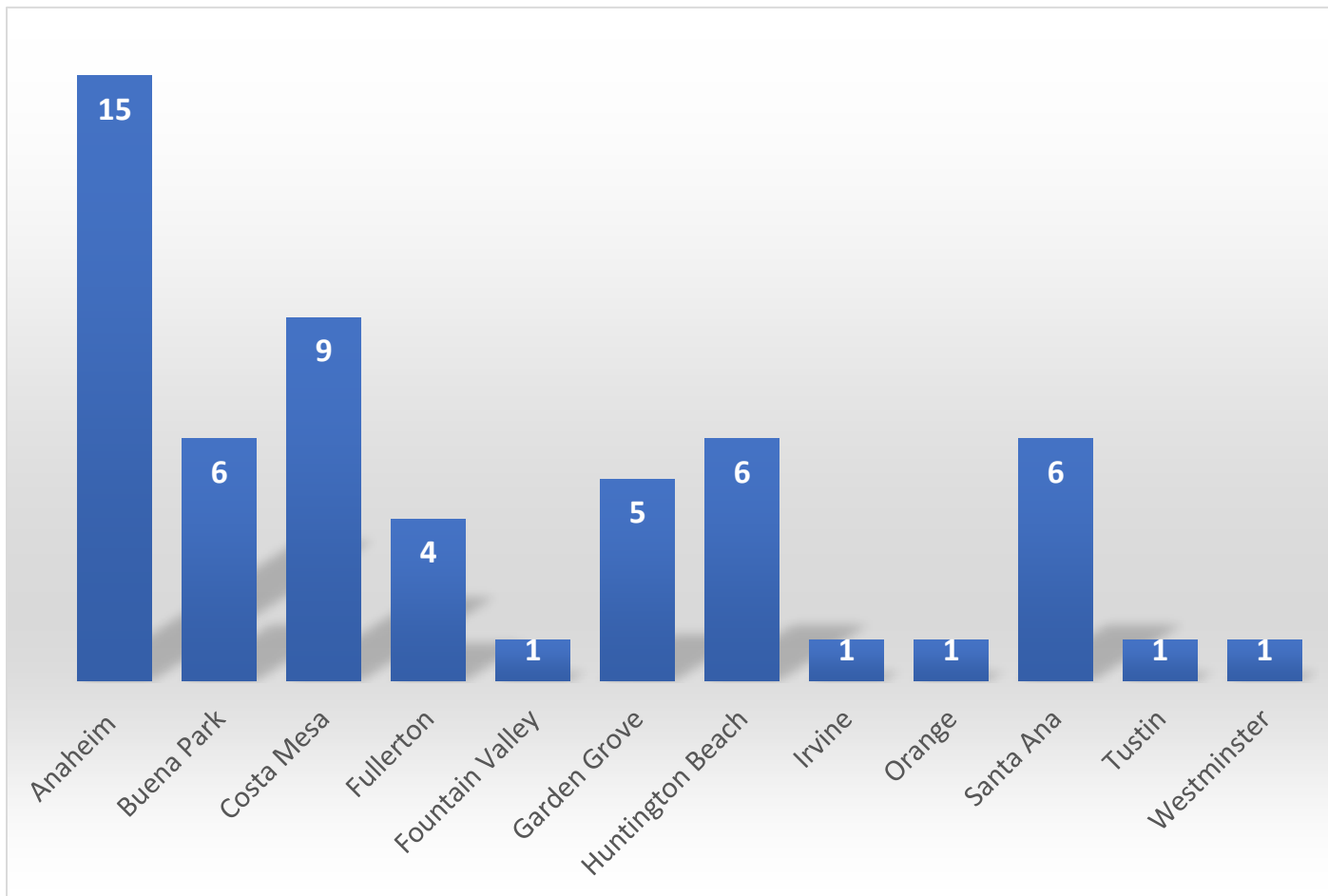
Race/Ethnicity



*N=56

YOUTH DEMOGRAPHICS at SERVICE ENTRY

City of Residence

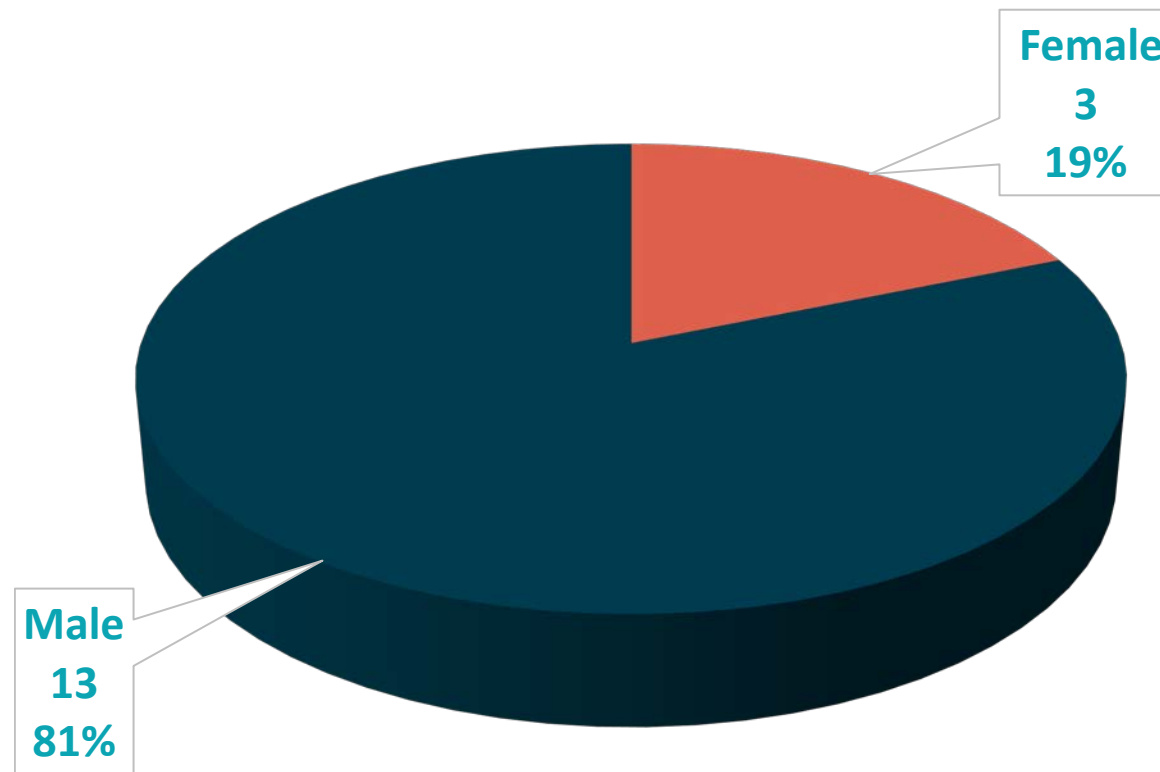


*N=56

SUCCESSFULLY EXITING YOUTH

Demographics for Successfully Completed Youth

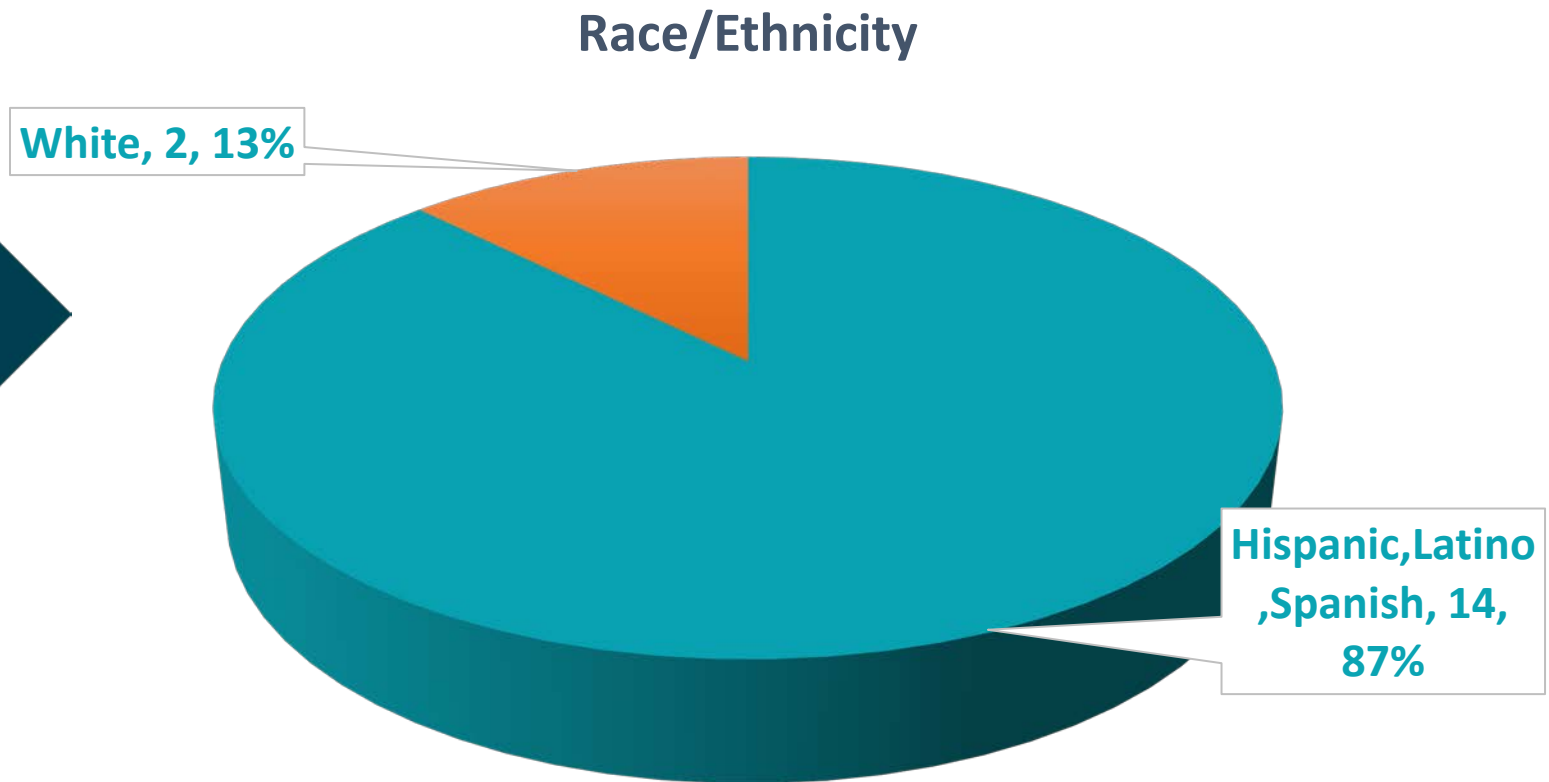
GENDER



*N=16

SUCCESSFULLY EXITING YOUTH

Demographics for Successfully Completed Youth

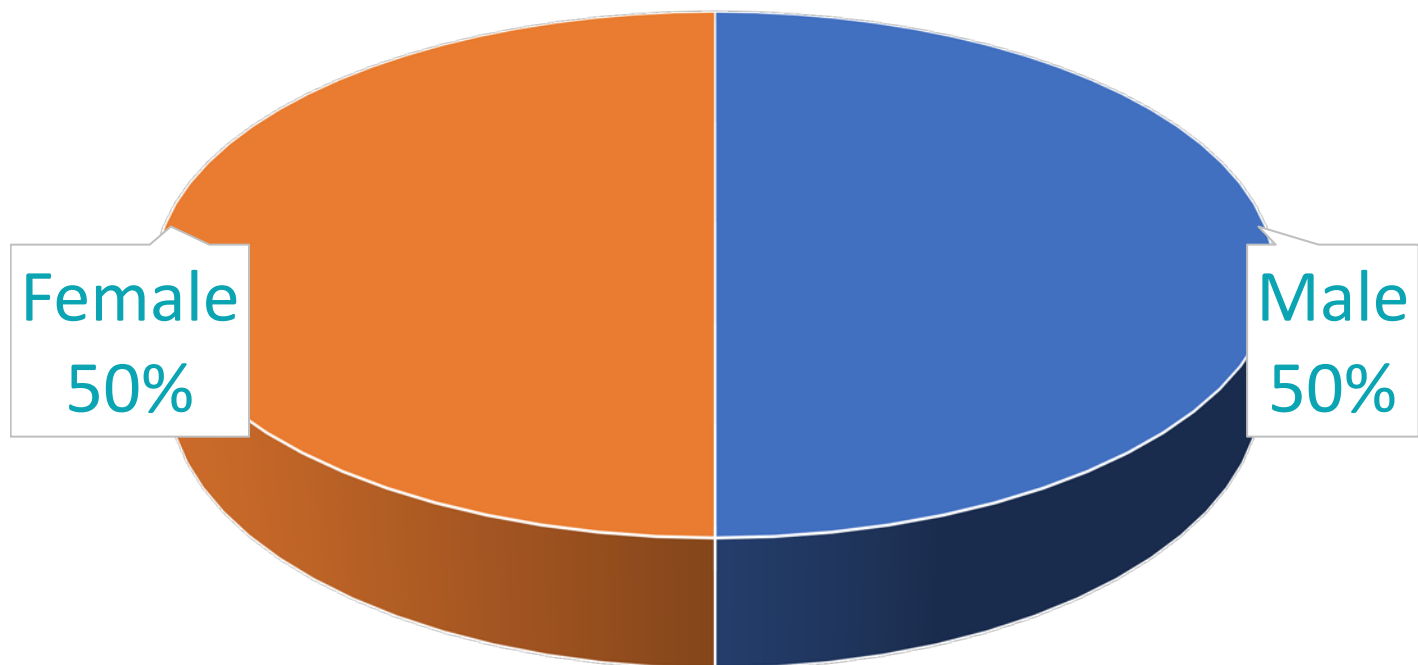


*N=16

PARTIAL COMPLETION EXITING YOUTH

Demographics for youth who did not complete

Gender

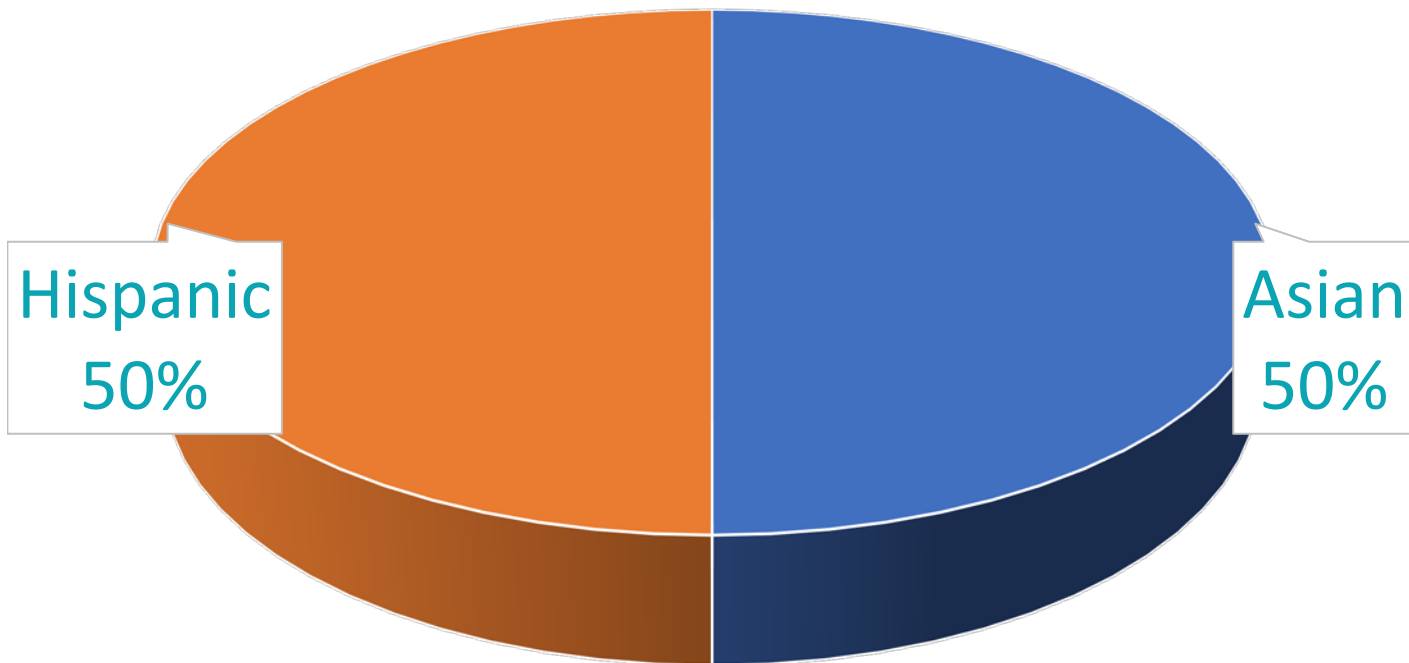


*N=2

PARTIAL COMPLETION EXITING YOUTH

Demographics for youth who did not complete

Race/Ethnicity



*N=2

Barriers to Enrollment

21 out of 77 referrals did not enroll into ARRIVE

9 Youth were re-arrested/incarcerated

- (4) Clients re-arrested before 60 days of enrollment
- (3) Clients re-arrested before intake enrollment
- (2) Client re-arrested before 90 days of enrollment

6 Youth were assessed and referred to another program to better meet their needs:

- (3) Referred to Waymakers YOW after enrollment in ARRIVE
- (1) Referred Drug treatment program after enrollment in ARRIVE
- (1) Western Youth Services, Client was already enrolled in services
- (1) Referred to YRC for 60+ days, Client was receiving counseling services

6 Youth were unresponsive or declined to participate



Barriers Leading to Partial Completion



1 Youth completed all services except 100% of community service hours within the 6 mos length of stay

1 Youth completed all services except a DUI education program within the 6 mos length of stay

CHALLENGES & SOLUTIONS

Challenge 1:

FY 2022-23 was a start-up year for the ARRIVE program. Start-up was several months and included recruitment, hiring, clearance of OC Probation background checks, and training. Therefore, the data collected in FY 22-23 does not reflect a FULL year of service. There were limited referral sources due to the start-up nature and roll-out of the program.

Solution 1:

In ARRIVE Year 1 we received 77 referrals for the 50 slots. This is significant for two reasons. First, this was a start-up program that was not operating at capacity all 12 months. If we were fully operational we would have had more referrals. Secondly, since it was a start-up it was not a well-known resource to all Probation referral sources. We should be receiving more referrals from the South County, North County, and Santa Ana Offices so all Probation-involved youth have the same opportunities.

CHALLENGES & SOLUTIONS

Challenge 2:

A subset of participants were adults and did not want parental involvement. Additionally, a bulk of parents of minors did not want to participate in services but the youth was willing.

Solution 2:

The main components for parent participation are the Parent Project (10-week course) and/or family therapy. Neither is required for a youth to be successful. Therefore, Waymakers altered the initial outcome that was parent-focused (Protective Factors Survey) and replaced it with a Parent Satisfaction Survey of their overall experience of ARRIVE services.

CHALLENGES & SOLUTIONS

Challenge 3:

The 6-month time limit for services causes the following concerns/issues:

- 1) Not enough time to build adequate rapport to obtain buy-in
- 2) Not enough time to service the youth and begin to undo years of systemic issues
- 3) Clients getting incarcerated before treatment could begin or shortly after enrollment

Solution 3:

Proposal of expanding program limit from 6 months to 1 year which is the typical length of stay for FSP/Wraparound services to build rapport, engage, practice skills and maintain change.

Handfuls of clients end up getting mandated time at YRC for up to 120 days and receive similar services. Waymakers could be an aftercare continuation from YRC to maintain stability in a less structured setting (home) thus reducing recidivism.

OUTCOMES

Goal 1:

Out of cases successfully completed, 70% of consumers will report satisfaction with the services provided. Measured by Youth Satisfaction Survey.

Actual Outcome: 90% of successfully closed youth reported that they were satisfied with the services provided by Waymakers.

Goal 2:

By the end of a 6-month period, 60% of the youthful offenders will have participated in at least five ARRIVE service components.

Actual Outcome: 69% of successfully closed clients participated in at least five ARRIVE service components.

OUTCOMES

Goal 3:

By the end of a 6-month period, 60% of youth will report an increase in resiliency and not offend as measured by pre-post results using a Resiliency Survey and self-report for new offenses.

Actual Outcome: 100% of youth who completed successfully had not reoffended at the 6-month closure per self-report.

Goal 4:

By the end of the period, 60% of parents (participating in the Parent Project) will report an increase in family functioning, social support, and attachments as measured by pre-post results using the Protective Factors survey.

Actual Outcome: The main components for parent participation are Parent Project (10-week course) and/or family therapy. Neither is required for a youth to be successful. Therefore, the Protective Factors Survey will be replaced with either a Parent Project survey or a Program Satisfaction survey

100% of parents reported satisfaction with Waymakers ARRIVE services.

Waymakers' ARRIVE



Brittney Scott – Waymakers Program Director
bscott@waymakersoc.org

Ivy White – Probation Assistant Division Director
Ivy.white@prob.ocgov.com

JJCPA PROGRAM OUTCOMES

FISCAL YEAR: 2022-23

Reporting period: July 1, 2022 – June 30, 2023

JJCPA PROGRAM: Youth Reporting Centers (YRCs)

Program Description Summary (Provided by the Lead Agency only):

The YRCs' mission is to reduce the use of secure detention by providing a highly structured community-based alternative confinement program. The YRCs are a collaborative partnership that includes the Probation Department, the Department of Education, and the Health Care Agency Children and Youth Services. The staff at the YRCs strive to promote lawful and productive lifestyles of its students by providing proven intervention and programming. The YRCs operate at two locations within the local community to provide the youth population with the opportunity to modify risky behavior and learn the skills needed to comply with their court orders and terms of probation. The youth attend a full academic program and participate in afternoon group counseling, individual counseling, and random drug testing with an emphasis on obtaining and maintaining sobriety. On-site job coaches assist youth in seeking, obtaining, and maintaining employment and vocational training access.

The YRCs also provide an alternative to the traditional incarceration model. Youth receive support services during the day and return home on alternative monitoring, as opposed to confinement in a juvenile facility. Youth are selected for the YRC program based on several criteria including: 602 WIC wards of the Juvenile Court who are currently in violation of the terms and conditions of their probation, youth who are at risk of arrest and/or referral to the Juvenile Court, youth who have been arrested for a new law violation, or those youth, ordered by the Court, to attend.

Services provided within the YRCs include:

- On-site school.
- Drug and alcohol use assessment and counseling.
- Mental health assessment and treatment.
- Cognitive behavioral intervention programs.
- Family services and parenting education.
- Gang intervention counseling.
- Community service and enrichment activities.
- Meals.
- Transportation to and from home to the site.
- Close supervision on the site and supervision in the community.
- Alternative monitoring (such as electronic monitoring) of youth in the community.
- Regular monitoring of youthful offenders' success utilizing incentives as included in the Probation Juvenile Incentives program approved by the Board of Supervisors.

Responding Agency/Organization: Probation

Total Proposed Budget: See CEO documentation

Youth Participant Reporting

Youth Enrollment | Entry into services

1. How many youth were referred to this program during Fiscal Year = **301**
 - a. If not applicable, state why.
2. What are the total number of entries into the program in the Fiscal Year = **290**

JJCPA PROGRAM OUTCOMES

FISCAL YEAR: 2022-23

Reporting period: July 1, 2022 – June 30, 2023

3. What is the total number of participants in the program in the Fiscal Year = **314**

Youth Demographics and Profiles at Service Entry | Record demographics of youth when they entered/enrolled in the program.

1. Age at Entry:
 - a. 11 years old or younger = **0**
 - b. 12-15 years-old = **89**
 - c. 16-17 years-old = **202**
 - d. 18 years-old = **23**
 - e. 19 years-old = **0**
 - f. 20-25 years-old = **0**
2. Gender:
 - a. Female = **37**
 - b. Male = **277**
 - c. Transgender/Non-binary = **N/A**
3. Ethnicity (report out additional ethnicities if available)
 - a. Hispanic = **279**
 - b. White = **11**
 - c. Black = **5**
 - d. Asian/Pacific Islander = **16**
 - e. Other = **3**

Current City of Residence |

- ❖ Aliso Viejo = 5
- ❖ Anaheim = 67
- ❖ Anaheim Island = 0
- ❖ Big Canyon = 0
- ❖ Brea = 1
- ❖ Buena Park = 9
- ❖ Costa Mesa = 15
- ❖ Country Club Island = 0
- ❖ Coto de Caza = 0
- ❖ Covenant Hills = 0
- ❖ Cypress = 4
- ❖ Dana Point = 0
- ❖ Dove Canyon = 0
- ❖ East Irvine = 0
- ❖ El Modena = 0
- ❖ Emerald Bay = 0
- ❖ Fountain Valley = 1
- ❖ Fullerton = 12
- ❖ Garden Grove = 16
- ❖ Huntington Beach = 12
- ❖ Irvine = 6
- ❖ La Habra = 9
- ❖ La Palma = 0

JJCPA PROGRAM OUTCOMES

FISCAL YEAR: 2022-23

Reporting period: July 1, 2022 – June 30, 2023

- ❖ Ladera Ranch = 0
- ❖ Las Flores = 0
- ❖ Laguna Beach = 0
- ❖ Laguna Hills = 0
- ❖ Laguna Niguel = 0
- ❖ Laguna Woods = 0
- ❖ Lake Forest = 1
- ❖ Los Alamitos = 0
- ❖ Midway City = 0
- ❖ Mission Viejo = 3
- ❖ Modjeska Canyon = 0
- ❖ Newport Beach = 0
- ❖ North Tustin = 0
- ❖ Olive = 0
- ❖ Orange = 20
- ❖ Orange Hills = 0
- ❖ Orange Park Acres = 0
- ❖ Placentia = 11
- ❖ Portola Hills = 0
- ❖ Rancho Mission Viejo = 0
- ❖ Rancho Santa Margarita = 1
- ❖ Robinson Ranch = 0
- ❖ Rossmoor = 0
- ❖ San Clemente = 5
- ❖ San Juan Capistrano = 3
- ❖ San Juan Hot Springs = 0
- ❖ Santa Ana = 82
- ❖ Santa Ana Heights = 0
- ❖ Santiago Canyon = 0
- ❖ Seal Beach = 0
- ❖ Shady Canyon = 0
- ❖ Silverado = 0
- ❖ Stanton = 3
- ❖ Stonecliffe = 0
- ❖ Tonner Canyon = 0
- ❖ Trabuco Highlands = 0
- ❖ Tustin = 13
- ❖ Tustin Foothills = 0
- ❖ Villa Park = 0
- ❖ Wagon Wheel = 0
- ❖ Westminster = 8
- ❖ Yorba Linda = 0
- ❖ Out of County = 3
- ❖ Out of State = 0

JJCPA PROGRAM OUTCOMES

FISCAL YEAR: 2022-23

Reporting period: July 1, 2022 – June 30, 2023

Exiting Youth | The total number of youth that left the program during the reporting period.

1. Total number of youth who left the program during the period = **271**
 - a. Number of youth who successfully completed the program as defined in the application for funding = **161**
 - b. Number of youth who did not complete the program as defined in the application for funding = **110**
 - i. Number of youth who partially completed the program = **N/A**
 - ii. Number of youth who did not make progress toward completion of the program = **99**
 - iii. Number of youth who left the program for reasons unrelated to program = **11**

Demographics and Profiles of Youth who Successfully Completed (based on 1a above data)

2. Gender of participants who successfully completed the program:
 - a. Female = **19**
 - b. Male = **142**
 - c. Transgender/Non-binary = **N/A**
3. Ethnicity of participants who successfully completed the program:
 - a. Hispanic = **144**
 - b. White = **5**
 - c. Black = **5**
 - d. Asian/Pacific Islander = **6**
 - e. Other = **1**

Demographics and Profiles of Youth who did not complete the program (based on 1b above data)

5. Gender of participants who did not complete the program:
 - a. Female = **16**
 - b. Male = **94**
 - c. Transgender/Non-binary = **N/A**
6. Ethnicity of participants who did not complete the program:
 - a. Hispanic = **94**
 - b. White = **6**
 - c. Black = **0**
 - d. Asian/Pacific Islander = **9**
 - e. Other = **1**

Average length of stay |

1. Of those that successfully completed (reported in 1a), what is the average length of stay = **47 days**

Outcomes | Based on the program description, report on a primary outcome(s) for this program.

1. **Based on the program description, report the program outcome(s) of the services being provided. Please ensure description is Specific, Measurable, Achievable and Agreed, Realistic, Timebound (SMART).**

JJCPA PROGRAM OUTCOMES

FISCAL YEAR: 2022-23

Reporting period: July 1, 2022 – June 30, 2023

The goals of the YRCs are to reduce the use of secure detention by providing a highly structured, community-based alternative confinement program and to divert youth from traditional juvenile justice processes by providing them with programming and services that target criminogenic risk factors. According to a meta-analysis of 29 experimental and quasi-experimental studies of diversion versus traditional juvenile justice processing, Petrosino et al. found that traditional processing resulted in higher rates of subsequent delinquency compared to diversion with programs and services.¹

Because of the success with diversion programs and services over traditional juvenile justice processes, the YRCs provide two pathways of diversion for our youth. The first pathway is for youth that are under field supervision that would otherwise have a formal probation violation submitted to the court. In lieu of a formal probation violation, the youth are diverted to YRC for programs and services. Upon successful completion of their YRC term, youth do not have a probation violation submitted to the court. For youth in this first pathway, the outcome is time to a formal probation violation after YRC exit.

The second pathway is for youth that are court-ordered to serve a commitment in custody. Some youth are accepted into the Accountability Commitment Program (ACP) where they are diverted to serve the remainder of their commitment in the community instead of within a secured detention facility. Youth accepted in ACP are also referred to YRC. For these youth, they receive programs and services at the YRC (along with other program components of ACP outside of YRC) in lieu of serving their full commitment in custody. For youth in this second pathway, the outcome is reduced use of secure detention.

2. How are you measuring these outcomes? (Identify a tool, scale, or other form of measurement being used and describe the frequency of administration).

For youth in the first pathway (under field supervision that would otherwise receive a formal probation violation), probation violations are queried from our internal case management system. For exiting youth, the time to a probation violation is measured in days after program exit. As mentioned before, youth may enter YRC in lieu of a probation violation being submitted to court. If these youth are unsuccessful in YRC, the probation violation that was held in abeyance is submitted to the court. Since we are interested in probation violations which are the result of behaviors after YRC exit, these violations are not included. Outcomes are presented for successful and unsuccessful program participants.

For youth in the second pathway (ACP youth), probation violations are not a suitable measurement because these youth do not have probation violations filed against them. If they fail to adhere to YRC or ACP program requirements, they are returned to custody (no probation violation filed) to serve the remainder of their commitment time. Since these youth are referred to YRC as a condition of ACP (alternative to custody), the outcome is number of days served in alternative custody instead of secure detention.

3. What are the outcomes? (Report the outcomes from the tool: baseline upon entry and results at exit/discharge if applicable).

¹ Petrosino, A., Turpin-Petrosino, C., & Guckenburg, S. (2014). The impact of juvenile system processing on delinquency. In D.P Farrington & J. Murray (Eds.), *Labeling theory: Empirical tests* (pp. 113-147). Taylor & Francis Group.

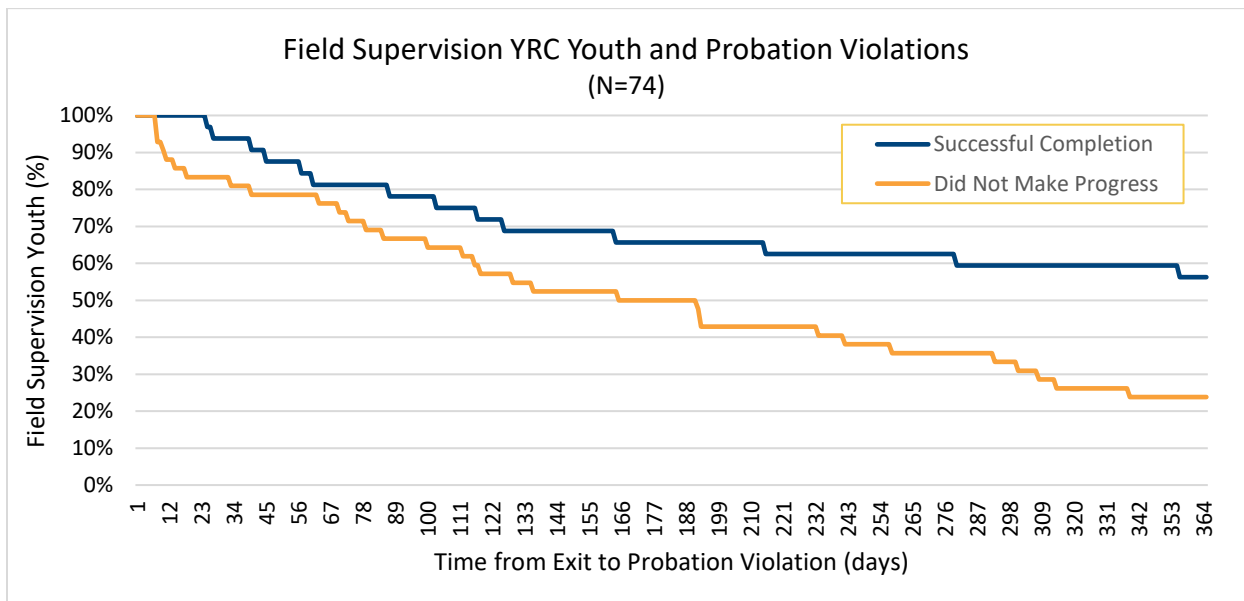
JJCPA PROGRAM OUTCOMES

FISCAL YEAR: 2022-23

Reporting period: July 1, 2022 – June 30, 2023

Outcome data examined the cohort of youth who exited YRC in FY2021-2022 to allow for up to one year follow-up. In FY2021-2022, 179 youth exited YRC. Of those 179 exits, 74 youth were in that first pathway (under field supervision); 95 were in the second pathway (ACP); and 10 youth had no fault exits and were excluded from the outcomes.

The graph below shows youth from the first pathway (under field supervision that would otherwise have a probation violation submitted to the court) and time to probation violation. The data are separated by those youth who completed YRC (N=32) and those who did not make progress (N=42). At exit from YRC, 100% of the youth had no probation violations because any probation violations that resulted from unsuccessful exits were not included. Since the unsuccessful exits of YRC resulted in the probation violation being submitted to court, including that violation would not capture what we are interested in, which is probation violations that are the result of behaviors after YRC exit.



Over time, the percentage of participants without formal probation violations declined for both groups (successful completion and did not make progress); however, the youth who successfully completed YRC were consistently less likely to get a formal probation violation than youth who did not make progress. This held true for the full one year follow up. At the end of one year, 56.3% of participants that successfully completed YRC did not have a probation violation, compared to only 23.8% of participants that did not make progress.

For the second pathway (ACP), every day these youth are enrolled in YRC is equal to a day not served in a secure detention facility. Since they are serving their commitment while attending the program, even youth that ultimately do not succeed in YRC and are returned to custody have less commitment days served in a secure detention facility. For the 95 youth from ACP, they were enrolled in the YRC program for 3,528 days, and these are days not served in a secure detention facility. A systematic review of research shows that youth who serve commitments in custody have higher recidivism rates than youth that are not in custody.² This supports the efforts by the YRC to reduce the use of secure detention of youth and successfully reduced secure detention by 3,528 days.

² Black, J.A. (2016). *Understanding the effectiveness of incarceration on juvenile offending through a systematic review and meta-analysis: Do the "get tough" policies work?* Nova Southeastern University.

JJCPA PROGRAM OUTCOMES

FISCAL YEAR: 2022-23

Reporting period: July 1, 2022 – June 30, 2023

According to a meta-analysis of effective interventions for youth, interventions that occur in less restrictive environments (alternatives to custody) have greater impact from services including counseling, education and skill building, and relational interventions than when services are provided in secure detention facilities.³ These services are provided to all YRC participants, and for the ACP youth, receiving these services at the YRC as opposed to a secure detention facility should increase their impact on future behaviors.

Challenges and Solutions |

In the space provided below, please include any challenge(s) your program has faced during this reporting period and solution(s) or possible solution(s) that addressed the challenge(s).

There are staffing challenges within the Deputy Juvenile Correctional Officer classification which can impact the day-to-day activities at the YRCs. Probation has increased recruitment efforts, including the implementation of a Deputy Juvenile Correctional Officer I (DJCO I) Pre-Academy.

There are staffing challenges within the Purchasing and Contracts unit which has resulted in delays in executing MOUs with Community Based Organizations (CBOs) that provide free services at the YRCs. Probation has increased recruitment efforts and has started filling vacant positions.

Success Stories | Any success(es) you want to share - for example, an anecdotal story (please do not use PHI or PII in this narrative)?

Nine youth earned their high school diploma at the YRCs this fiscal period. A formal graduation ceremony, including cap and gown for the student, and a reception for parents and siblings, was held for most graduates.

Probation Officers conducted 445 problem-solving sessions with YRC youth. The average length of each session was 10-15 minutes. The goal of these sessions is to increase dosage to higher risk offenders, with a focus on criminogenic needs, especially the thought-behavior link, with the use of a social learning, cognitive-behavioral approach.

Field trip destinations for YRC youth included the Los Angeles County Fair, community clean-up event at a local beach, community service event at Santa Ana Zoo, Angel's baseball game, museums, local parks, and a model car/airplane building event.

³ Lipsey, M.W. (2009). The primary factors that characterize effective interventions with juvenile offenders: A meta-analytic overview. *Victims and Offenders*, 4(4), 124-147.